

MOEN®

RETAIL PRICE CATALOG



A close-up, low-angle shot of a person's hands on a bicycle handlebar. The person is wearing a dark jacket. The handlebar is silver and has a black grip on the right side. A small, rectangular, clear light fixture is mounted on the handlebar. The background shows a sandy beach and the ocean with waves breaking. The overall mood is serene and contemplative.

MOEN®

Every day, water pulls on us in unexpected ways, helping to guide us intuitively toward our most genuine self again and again. Murmuring fountains wash away life's background noise, the rise and fall of the tide bring renewal and harmony, and one rewarding sip can refresh the body to its core. That is the true artistry of Moen's innovations. They connect us with the essential nature of life's most treasured element. From elevated design to industry-leading technology, at Moen we believe in enhancing your ability to instinctively sense the connection through it all.

So pause, take a breath and reflect on how water transforms the flow of life.

Contents



Let us help you discover innovations, define your style and make decisions you'll love.

FAUCETS
Leave a lasting impression with kitchen and bathroom faucets that blend unparalleled quality with stunning style.

16

- 11 Innovative Features That Are Uniquely Moen®
- 12 Exceptional Durability

14 Flo by Moen™

Faucets

16 Touchless Kitchen Faucets

- 16 U by Moen™ Pulldown Faucet
- 16 MotionSense™ Pulldown Faucet
- 16 MotionSense Wave™ Pulldown Faucet

87

ACCESSORIES
Discover how thoughtfully designed accessories bring just the right touch to kitchens and baths.

18 Kitchen Faucets

- 18 Pre-Rinse Spring Pulldown Faucets
- 18 Pulldown Faucets
- 24 Pullout Faucets
- 27 One-Handle High-Arc Faucets
- 29 One-Handle Low-Arc Faucets
- 32 Two-Handle Mid- and High-Arc Faucets
- 34 Two-Handle Low-Arc Faucets
- 35 Bar Faucets
- 35 Laundry Faucet

36 Sinks

39 Garbage Disposals

- 40 EX Series
- 41 GX Series
- 42 GX PRO Series
- 43 Garbage Disposal Accessories

47 Bathroom Faucets

- 48 One-Handle Bathroom Faucets
- 51 Two-Handle Bathroom Faucets
- 56 Two-Handle Widespread Bathroom Faucets

59 Tub & Shower / Shower-Only

- 60 One-Handle Tub Showers
- 65 Two- and Three-Handle Tub Showers
- 66 Shower-Only
- 67 Roman Tubs

69 Showering

- 70 Nebia by Moen™ Shower Rail
- 71 Moen X INLY™ Aromatherapy Shower
- 72 Wallmount Showerheads
- 74 Rainshowers
- 75 Handshowers
- 75 Magnetix™ Accessories
- 77 Combination Showers

79 Replacement Parts & Accessories

Accessories

87 Accessories Collections

- 88 Arlys™
- 88 Ashville™
- 89 Aspen™
- 90 Banbury®
- 91 Boardwalk™
- 91 Bradshaw™
- 92 Caldwell®
- 92 Danbury®
- 93 Danika™
- 93 Darcy™
- 94 Ellsworth™
- 94 Genta
- 95 Gilmour™
- 96 Halle™
- 97 Press & Mark™
- 98 Hensley™
- 99 Hilliard™
- 100 Iso™
- 98 Kasey™
- 103 Lindor™
- 104 Lounge™
- 104 Madison™
- 105 Oxby™
- 105 Preston™
- 106 Retreat®
- 106 Rinza
- 107 Sage®
- 108 Stockton®
- 110 Tiffin™
- 110 Vale™
- 111 Wembley®
- 111 Yorkshire™
- 112 Decorative Triple Hooks

113 Shower Rods & Rings

- 114 Permanent Double Curved Shower Rods
- 115 Curved Shower Rods
- 116 Tension Shower Rods
- 117 Shower Rings

118 Donner Collection

- 119 Contemporary
- 121 Stainless Steel
- 122 Economy Metal
- 123 Hotel/Motel
- 134 Recessed Fixtures




120 Bath Safety

- 126 Grab Bar Buying Guide/SecureMount™ System
- 127 Designer Grab Bars
- 128 Concealed Grab Bars
- 129 Peened and Exposed Grab Bars
- 131 Integrated Grab Bars
- 132 SecureMount Anchors
- 133 Bath Safety Furniture
- 135 Hand Grips
- 136 Handshowers

137 Merchandising

139 Index


- 135 Faucets
- 143 Accessories



Science and sensation in sync. It's showering reimagined.

Indulge your senses with the shower of your dreams. Meticulously engineered for optimal warmth, rinsing and body coverage, Nebia by Moen™ delivers an immersive, spa-like experience. The design-forward product architecture provides two times the coverage while using up to 45% less water*.

*When compared to standard Moen 2.5gpm showerhead



A smart system for whole-home water security.

Take control over your home's water with Flo by Moen. This suite of smart water management and leak detection products provides homeowners with an innovative, smartphone-controlled security system against water damage and loss that can be controlled from just about anywhere at any time. Monitor water inside the plumbing system with the Smart Water Shutoff, then prevent water damage from environmental factors or fixture malfunctions with the Smart Water Detectors. Accessories like a battery backup, leak sensing extension cable and more, offer protection against the unexpected.

Innovative Features That Are Uniquely Moen®

At Moen, we put the customer at the center of our design process. Their needs and insights drive the development of delightful, innovative products that help to make every day tasks just a little bit easier.

flo BY MOEN Flo by Moen™

Flo by Moen monitors your whole home water system for big leaks, microleaks and even invisible leaks behind your walls. Advanced sensors can detect leaks, some as small as one drop of water per minute. Daily health tests keep your home leak free and alert you when there's an issue. Remote water shutoff from your phone and automatic water shutoff for protection even when you're offline. On-call experts help you identify and troubleshoot detected leaks. Save water and money while protecting your home and possessions from water damage.

U BY MOEN Touchless U by Moen™ Smart Kitchen Faucets

This line of smart kitchen faucets provides the extra set of hands everyone needs in the kitchen. Offering useful benefits – like precise measurements, exact temperature and unlimited personalized presets – and voice-activation technology, you can use new ways to activate your faucet to simplify everyday tasks at the sink.

motionsense™ MotionSense™ Touchless Faucets

Provide the convenience of a kitchen faucet that can literally sense what you're trying to accomplish and will respond to what you need, the moment you need it. Moen faucets with MotionSense provide hands-free control, making it easy to accomplish tasks quickly and more efficiently. True hands-free operation helps you control the spread of dirt and germs. MotionSense activates three ways: Wave Sensor, Ready Sensor and handle.

motionsense™ MotionSense Wave™ Touchless Faucets

MotionSense Wave™ single sensor touchless faucets allow you to easily turn water on and off with the wave of a hand, keeping messes and germs at bay.

POWERBOOST™ Power Boost™ — Faster Clean. Faster Fill.

Power Boost Technology provides a boosted stream that fills pots and pitchers faster and provides 50% more spray power* for quick clean up.

*Compared to Moen pulldown and pullout faucets without Power Clean™ Power Boost technology

POWERCLEAN™ Power Clean™ — More Force, Less Splash™

Power Clean technology provides 50 percent more spray power versus most Moen pulldown and pullout faucets without the Power Clean technology, while containing splashing and minimizing mess. Now, users can clean dishes faster while reducing the amount of residual water in and around the sink. Greater force means faster cleanup with less water used.

SPOT RESIST™ Spot Resist™ Finish

Moen developed Spot Resist Brushed Nickel and Stainless finishes with you in mind, giving you one less thing to worry about cleaning daily. Spot Resist does just what it says — resists fingerprints and water spots. This innovative finish maintains the brilliance of your kitchen and bathroom faucets to help you spend more time enjoying your home and less time cleaning it. Look for the fingerprint throughout this catalog for availability.

reflex™ Reflex® System

Only Moen pullout and pulldown faucets include Reflex — a comprehensive system of features and design elements that improve the way your faucet functions. Engineered specifically for select pullouts and pulldowns, these improvements work in concert to enhance overall functionality and usability. Because Reflex was created based on input from actual users, faucets with Reflex naturally respond to the way you work, and the way you want your faucet to work.

MAGNETIX™ Magnetix®

Magnetix showers feature an innovative magnetic docking system. The handshower detaches effortlessly, then returns with a telltale snap that lets you know it's securely docked.

PRESS& MARK™ Press & Mark™

Moen Press & Mark bath hardware features a washable ink stamp to show you exactly where to drill — eliminating the need for a traditional paper template. Select accessories with Press & Mark even include a self-adhesive level, helping to ensure proper and accurate installation.

QuickMount™ QuickMount™

The innovative QuickMount installation hardware allows users to pre-install the clips onto the sink and tightens quickly and easily underneath with the provided installation tool — allowing installers to spend minimal time under the sink.

P Pivoting Paper Holders

Now there's no excuse to leave the bath tissue roll empty! Many Moen paper holders feature an innovative, spring-free design that makes changing the roll quick and easy. Simply lift the arm, insert the roll and set the arm back into place. The pivoting arm remains attached so there's no spring to lose and no extra parts to drop.

DURALOCK® Duralock® Quick Connect

Moen's Duralock Quick Connect system assures quick, secure and hassle-free installation for select Moen® kitchen and bath faucets. This new solution helps save valuable time for plumbers and DIY installers alike.

DURALAST® Duralast® Cartridge

The 1255 and 1234 Duralast cartridges combine innovative engineering and the highest quality materials, rigorously tested to stand up to generations of use. Duralast provides a consistently smooth handle feel for the life of the faucet and is backed by Moen's Limited Lifetime Warranty. The smooth handle movement offers precise control, allowing you to fine-tune temperature balance. Turn it on. Turn it off. Every time, the faucet will feel and perform like new.

WaterSense®

Interest in eco-friendly products continues to grow, so every Moen lavatory faucet meets EPA WaterSense certification criteria. Plus, we offer a collection of eco-performance showerheads that conserve water without sacrificing performance.

ADA

Meets Americans with Disability Act requirements for the physically challenged.

Limited Lifetime Warranty












Most Moen faucets come with a Limited Lifetime Warranty against leaks, drips and finish defects. For complete details, call 1-800-BUY-MOEN or visit us at moen.com.

The amount of lead in drinking water is regulated by the United States Environmental Protection Agency (USEPA) under the guidelines of the Federal Safe Drinking Water Act. In support of this, the California Assembly Bill 1953 (CA AB 1953) was enacted to prohibit the installation or repair of any pipe, plumbing fitting or fixture conveying water for human consumption that is not lead free after January 1, 2010. All Moen faucets are CA AB 1953 compliant and are manufactured to include no more than 0.25% weighted average lead content on wetted surfaces.

Exceptional Durability

With finishes that are designed to last a lifetime, Moen products set the standard for exceptional beauty, reliability and innovative design.



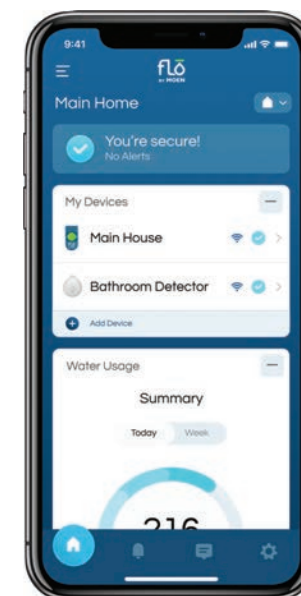
 [CH] Chrome	 [SRS] Spot Resist™ Stainless	 [SRN] Spot Resist Brushed Nickel	 [BN] Brushed Nickel
 [BC] Brushed Chrome	 [PW] Pewter	 [BRB] Mediterranean Bronze	 [ORB] Oil Rubbed Bronze
 [OWB] Old World Bronze	 [BL] Matte Black	 [W] Glacier	

Actual colors/finishes may vary slightly from samples shown.



The best way to avoid water damage is to prevent it.

The Smart Home Water Monitoring & Leak Detection System



Smart Water Shutoff

Remote water shutoff from your phone and automatic water shutoff for protection even when you're offline.

Microleak™ Technology

Advanced sensors detect leaks as small as one drop of water per minute.

Proactive Protection

Daily health tests help keep your home leak-free and alert you when there's an issue.

Savings

Save water and money while protecting your home and possessions from water damage.

Smart Water Detector

Stand-alone sensors that can be placed anywhere in a home to alert users if, when and where it detects moisture, temperature and humidity.

Support

On-call experts to help you identify and troubleshoot detected leaks.

Contact your Moen sales representative or visit moen.com/flo for additional information.



Smart Water Shutoff



Smart Water Detector

MODEL NO.	DESCRIPTION	CASE QTY.
Smart Water Shutoff		
900-001*	0.75" Smart Water Shutoff	2
900-006*	1.00" Smart Water Shutoff	2
900-002**	1.25" Smart Water Shutoff	2
Smart Water Shutoff Accessories		
920-001***	Battery Back-Up Kit	14
920-003	25' DC Ext. Cable	10
930-001	0.75" NPT Spacer Kit	24
930-002	0.75" CC Spacer Kit	24
930-003	1.00" NPT Spacer Kit	24
930-004	1.00" CC Spacer Kit	24
930-005	1.25" NPT Spacer Kit	24
930-006	1.25" CC Spacer Kit	24
Smart Water Detector		
920-004****	Smart Water Detector 1pk	25
920-005****	Smart Water Detector 3pk	12
920-006	6' Leak Sensing Cable	24

*Can be installed on lines up to 1-1/4"

**Can be installed on lines up to 1-1/2"

***Applicable laws and regulations require that these materials be shipped via ground transportation rather than air.

****Comes with 48" detector extension cable for hard to reach areas.

Kitchen Faucets

Touchless Kitchen Faucets

All Moen® kitchen faucets are 1.5 gpm [5.7 L/min] at 60 psi. This flow rate meets Georgia SB370 and CalGreen requirements. All Moen faucets and faucet parts carry a Limited Lifetime Warranty against leaks, drips and finish defects to the original consumer purchaser.

U BY MOEN™ TOUCHLESS SMART PULLDOWN FAUCETS

ZYLA™ WITH U BY MOEN™ ONE-HANDLE PULLDOWN KITCHEN FAUCET MODEL NO. FINISH CASE QTY.

NEW!



Available Q4 2021



Application: One or Three Hole
Overall Height: 16.69"
Connection Size: 3/8"
Connection Type: Compression
Number of Functions: Four Functions
Spray Type: Aerated Stream; Powerful Cleaning Rinse; Boosted Stream, Boosted Rinse
Water Usage: 1.5 Gpm [5.7 L/Min] Max.
Handle Mounting: Right Only
Hose Length: 68"
Voice Activated Kitchen: Compatible with Amazon Just Ask Alexa and works with Google Assistant
DC powered: 6 D cell batteries included
Deckplate: Included

87272EVSRS Spot Resist Stainless 3

motionSense POWER CLEAN reflex DURALOCK® DURALAST®

MOTIONSENSE™ TOUCHLESS PULLDOWN FAUCETS

DELANEY™ WITH MOTIONSENSE™ ONE-HANDLE PULLDOWN KITCHEN FAUCET MODEL NO. FINISH CASE QTY.



Application: One to Four Hole
No. of Spray Functions: Three
Wand Spray Type: Aerated Stream, Powerful Cleaning Rinse, Pause Function
Deckplate Included: Yes
Side Spray Included: No
Soap Dispenser Included: Yes
Hose Length: 68"
Flexible Supply Lines Included: Yes
Connection Size: 3/8"
Connection Type: Compression
Cartridge Type: 1255 Duralast Cartridge
DC powered: 6 AA cell batteries included

87359E2SRS Spot Resist Stainless 2

motionSense POWER CLEAN reflex DURALOCK® DURALAST®

MOTIONSENSE WAVE™ TOUCHLESS PULLDOWN FAUCETS

ARLO™ WITH MOTIONSENSE WAVE™ ONE-HANDLE PULLDOWN KITCHEN FAUCET MODEL NO. FINISH CASE QTY.



Application: One to Four Hole
No. of Spray Functions: Three
Wand Spray Type: Aerated Stream, Powerful Cleaning Rinse, Pause Function
Deckplate Included: Yes
Side Spray Included: No
Soap Dispenser Included: Yes
Hose Length: 68"
Flexible Supply Lines Included: Yes
Connection Size: 3/8"
Connection Type: Compression
Cartridge Type: 1255® Duralast® Cartridge
DC powered: 6 AA cell batteries included

87087EWSRS Spot Resist™ Stainless 2

motionSense POWER CLEAN reflex DURALOCK® DURALAST®

SPERRY™ WITH MOTIONSENSE WAVE™ ONE-HANDLE PULLDOWN KITCHEN FAUCET MODEL NO. FINISH CASE QTY.



Application: One to Four Hole
No. of Spray Functions: Three
Wand Spray Type: Aerated Stream, Powerful Cleaning Rinse, Pause Function
Deckplate Included: Yes
Side Spray Included: No
Soap Dispenser Included: Yes
Hose Length: 68"
Flexible Supply Lines Included: Yes
Connection Size: 3/8"
Connection Type: Compression
Cartridge Type: 1255 Duralast Cartridge
DC powered: 6 AA cell batteries included

87696EWSRS Spot Resist Stainless 2

motionSense POWER CLEAN reflex DURALOCK® DURALAST®

Sperry™ One-Handle Pulldown Kitchen Faucet with MotionSense Wave™ / 87696EWSRS

Kitchen Faucets

All Moen® kitchen faucets are 1.5 gpm [5.7 L/min] at 60 psi. This flow rate meets Georgia SB370 and CalGreen requirements. All Moen faucets and faucet parts carry a Limited Lifetime Warranty against leaks, drips and finish defects to the original consumer purchaser.

PRE-RINSE SPRING PULLDOWN FAUCETS

EDWYN™ ONE-HANDLE PULLDOWN SPRING KITCHEN FAUCET MODEL NO. FINISH CASE QTY.

NEW!



Application: One to Four Hole
No. of Spray Functions: Two
Wand Spray Type: Aerated Stream, Powerful Cleaning Rinse
Deckplate Included: Yes
Side Spray Included: No
Soap Dispenser Included: Yes
Hose Length: 68"
Flexible Supply Lines Included: Yes
Connection Size: 3/8"
Connection Type: Compression
Cartridge Type: 1255 Duralast Cartridge

87807SRS
 Ships Q3 87807BL

Spot Resist Stainless
 Matte Black

2
 2

POWER CLEAN DURALOCK® DURALAST®



IRVINE™ ONE-HANDLE PULLDOWN SPRING KITCHEN FAUCET MODEL NO. FINISH CASE QTY.



Application: One to Four Hole
No. of Spray Functions: Two
Wand Spray Type: Aerated Stream, Powerful Cleaning Rinse
Deckplate Included: Yes
Side Spray Included: No
Soap Dispenser Included: Yes
Hose Length: 68"
Flexible Supply Lines Included: Yes
Connection Size: 3/8"
Connection Type: Compression
Cartridge Type: 1255® Duralast® Cartridge

87355SRS

Spot Resist™ Stainless

2

POWER CLEAN reflex™ DURALOCK® DURALAST®



NORI™ ONE-HANDLE PULLDOWN SPRING KITCHEN FAUCET MODEL NO. FINISH CASE QTY.



Application: One to Four Hole
No. of Spray Functions: Two
Wand Spray Type: Aerated Stream, Powerful Cleaning Rinse
Deckplate Included: Yes
Side Spray Included: No
Soap Dispenser Included: Yes
Hose Length: 68"
Flexible Supply Lines Included: Yes
Connection Size: 3/8"
Connection Type: Compression
Cartridge Type: 1255 Duralast Cartridge

87897
 87897SRS
 87897BL

Chrome
 Spot Resist Stainless
 Matte Black

2
 2
 2

POWER CLEAN DURALOCK® DURALAST®



PULLDOWN FAUCETS

ADLER™ ONE-HANDLE PULLDOWN KITCHEN FAUCET MODEL NO. FINISH CASE QTY.



Application: One or Three Hole
No. of Spray Functions: Two
Wand Spray Type: Aerated Stream, Powerful Cleaning Rinse
Deckplate Included: Yes
Side Spray Included: No
Soap Dispenser Included: No
Hose Length: 68"
Flexible Supply Lines Included: Yes
Connection Size: 3/8"
Connection Type: Compression
Cartridge Type: 1255 Duralast Cartridge

87233
 87233SRS
 87233BRB
NEW! 87233BL

Chrome
 Spot Resist Stainless
 Mediterranean Bronze
 Matte Black

2
 2
 2
 2

POWER CLEAN reflex™ DURALOCK® DURALAST®











Nori™ One-Handle Pulldown Spring Kitchen Faucet / 87897BL





Kitchen Faucets





All Moen® kitchen faucets are 1.5 gpm [5.7 L/min] at 60 psi. This flow rate meets Georgia SB370 and CalGreen requirements. All Moen faucets and faucet parts carry a Limited Lifetime Warranty against leaks, drips and finish defects to the original consumer purchaser.

PULLDOWN FAUCETS





ANABELLE™	ONE-HANDLE PULLDOWN KITCHEN FAUCET	MODEL NO.	FINISH	CASE QTY.
 	Application: One to Four Hole No. of Spray Functions: Three Wand Spray Type: Aerated Stream, Powerful Cleaning Rinse, Pause Function Deckplate Included: Yes Side Spray Included: No Soap Dispenser Included: Yes Hose Length: 68" Flexible Supply Lines Included: Yes Connection Size: 3/8" Connection Type: Compression Cartridge Type: 1255 Duralast Cartridge	CA87003	Chrome	2
		CA87003SRS	Spot Resist Stainless	2
		CA87003BRB	Mediterranean Bronze	2
POWER CLEAN  DURALOCK® DURALAST® 				





BAYHILL™	ONE-HANDLE PULLDOWN KITCHEN FAUCET	MODEL NO.	FINISH	CASE QTY.
 	Application: One to Four Hole No. of Spray Functions: Three Wand Spray Type: Aerated Stream, Powerful Cleaning Rinse, Pause Function Deckplate Included: Yes Side Spray Included: No Soap Dispenser Included: Yes Hose Length: 68" Flexible Supply Lines Included: Yes Connection Size: 3/8" Connection Type: Compression Cartridge Type: 1255® Duralast® Cartridge	CA87094SRS	Spot Resist™ Stainless	2
		CA87094BRB	Mediterranean Bronze	2
		POWER CLEAN  DURALOCK® DURALAST® 		





CARIS™	ONE-HANDLE PULLDOWN KITCHEN FAUCET	MODEL NO.	FINISH	CASE QTY.		
 	Application: One to Four Hole No. of Spray Functions: Three Wand Spray Type: Aerated Stream, Powerful Cleaning Rinse, Pause Function Deckplate Included: Yes Side Spray Included: No Soap Dispenser Included: Yes Hose Length: 68" Flexible Supply Lines Included: Yes Connection Size: 3/8" Connection Type: Compression Cartridge Type: 1255 Duralast Cartridge	87402SRS	Spot Resist Stainless	2		
		POWER CLEAN  DURALOCK® DURALAST® 				





EDWYN™	ONE-HANDLE PULLDOWN KITCHEN FAUCET	MODEL NO.	FINISH	CASE QTY.
 	Application: One to Four Hole No. of Spray Functions: Two Wand Spray Type: Aerated Stream, Powerful Cleaning Rinse Deckplate: Included Side Spray Included: No Soap Dispenser Included: Yes Hose Length: 68" Flexible Supply Lines Included: Yes Connection Size: 3/8" Connection Type: Compression Cartridge Type: 1255 Duralast Cartridge	87028SRS	Spot Resist Stainless	2
		Ships Q3 NEW! 87028BL	Matte Black	2
		POWER CLEAN  DURALOCK® DURALAST® 		

PULLDOWN FAUCETS

FENN™	ONE-HANDLE PULLDOWN KITCHEN FAUCET	MODEL NO.	FINISH	CASE QTY.		
NEW!  	Application: One to Four Hole No. of Spray Functions: Four Wand Spray Type: Aerated Stream, Powerful Cleaning Rinse, Boosted Stream, Boosted Rinse Deckplate Included: Yes Side Spray Included: No Soap Dispenser Included: Yes Hose Length: 68" Flexible Supply Lines Included: Yes Connection Size: 3/8" Connection Type: Compression Cartridge Type: 1255 Duralast Cartridge	Ships Q4 NEW! 87163SRS	Spot Resist™ Stainless	2		
		POWERBOOST  DURALOCK® DURALAST® 				

HADLEY™	ONE-HANDLE PULLDOWN KITCHEN FAUCET	MODEL NO.	FINISH	CASE QTY.
 	Application: One to Four Hole No. of Spray Functions: Four Wand Spray Type: Aerated Stream, Powerful Cleaning Rinse, Boosted Stream, Boosted Rinse Deckplate Included: Yes Side Spray Included: No Soap Dispenser Included: Yes Hose Length: 68" Flexible Supply Lines Included: Yes Connection Size: 3/8" Connection Type: Compression Cartridge Type: 1255 Duralast Cartridge	87245	Chrome	2
		87245SRS	Spot Resist™ Stainless	2
		POWERBOOST  DURALOCK® DURALAST® 		



KIPTON™	ONE-HANDLE PULLDOWN KITCHEN FAUCET	MODEL NO.	FINISH	CASE QTY.		
 	Application: One to Four Hole No. of Spray Functions: Three Wand Spray Type: Aerated Stream, Powerful Cleaning Rinse, Pause Function Deckplate Included: Yes Side Spray Included: No Soap Dispenser Included: Yes Hose Length: 68" Flexible Supply Lines Included: Yes Connection Size: 3/8" Connection Type: Compression Cartridge Type: 1255® Duralast® Cartridge	87910	Chrome	2		
		POWER CLEAN  DURALOCK® DURALAST® 				



KIRAN™	ONE-HANDLE PULLDOWN KITCHEN FAUCET	MODEL NO.	FINISH	CASE QTY.		
 	Application: One to Four Hole No. of Spray Functions: Three Wand Spray Type: Aerated Stream, Powerful Cleaning Rinse, Pause Function Deckplate Included: Yes Side Spray Included: No Soap Dispenser Included: Yes Hose Length: 68" Flexible Supply Lines Included: Yes Connection Size: 3/8" Connection Type: Compression Cartridge Type: 1255 Duralast Cartridge	87599SRS	Spot Resist™ Stainless	2		
		POWER CLEAN  DURALOCK® DURALAST® 				



Kitchen Faucets



All Moen® kitchen faucets are 1.5 gpm [5.7 L/min] at 60 psi. This flow rate meets Georgia SB370 and CalGreen requirements. All Moen faucets and faucet parts carry a Limited Lifetime Warranty against leaks, drips and finish defects to the original consumer purchaser.

PULLDOWN FAUCETS



KLEO™	ONE-HANDLE PULLDOWN KITCHEN FAUCET	MODEL NO.	FINISH	CASE QTY.
 	Application: One or Three Hole No. of Spray Functions: Three Wand Spray Type: Aerated Stream, Powerful Cleaning Rinse, Pause Function Deckplate Included: Yes Side Spray Included: No Soap Dispenser Included: No Hose Length: 68" Flexible Supply Lines Included: Yes Connection Size: 3/8" Connection Type: Compression Cartridge Type: 1255 Duralast Cartridge	CA87011	Chrome	2
		CA87011SRS	Spot Resist Stainless	2
		CA87011BL	Matte Black	2
POWER CLEAN reflex DURALOCK® DURALAST® ♿				



LIZZY™	ONE-HANDLE PULLDOWN KITCHEN FAUCET	MODEL NO.	FINISH	CASE QTY.
 	Application: One to Four Hole No. of Spray Functions: Three Wand Spray Type: Aerated Stream, Powerful Cleaning Rinse, Pause Function Deckplate Included: Yes Side Spray Included: No Soap Dispenser Included: Yes Hose Length: 68" Flexible Supply Lines Included: Yes Connection Size: 3/8" Connection Type: Compression Cartridge Type: 1255 Duralast Cartridge	87519SRS	Spot Resist Stainless	2
		POWER CLEAN reflex DURALOCK® DURALAST® ♿		



LUCIRA™	ONE-HANDLE PULLDOWN KITCHEN FAUCET	MODEL NO.	FINISH	CASE QTY.
 	Application: One to Four Hole No. of Spray Functions: Three Wand Spray Type: Aerated Stream, Powerful Cleaning Rinse, Pause Function Deckplate Included: Yes Side Spray Included: No Soap Dispenser Included: Yes Hose Length: 68" Flexible Supply Lines Included: Yes Connection Size: 3/8" Connection Type: Compression Cartridge Type: 1255® Duralast® Cartridge	87699SRS	Spot Resist™ Stainless	2
		POWER CLEAN reflex DURALOCK® DURALAST® ♿		



MORADO™	ONE-HANDLE PULLDOWN KITCHEN FAUCET	MODEL NO.	FINISH	CASE QTY.
 	Application: One to Four Hole No. of Spray Functions: Four Wand Spray Type: Aerated Stream, Powerful Cleaning Rinse, Boosted Stream, Boosted Rinse Deckplate Included: Yes Side Spray Included: No Soap Dispenser Included: Yes Hose Length: 68" Flexible Supply Lines Included: Yes Connection Size: 3/8" Connection Type: Compression Cartridge Type: 1255 Duralast Cartridge	87394SRS	Spot Resist Stainless	2
		87394BRB	Mediterranean Bronze	2
POWER BOOST reflex DURALOCK® DURALAST® ♿				

PULLDOWN FAUCETS

NORI™	ONE-HANDLE PULLDOWN KITCHEN FAUCET	MODEL NO.	FINISH	CASE QTY.
 	Application: One to Four Hole No. of Spray Functions: Two Wand Spray Type: Aerated Stream, Powerful Cleaning Rinse Deckplate Included: Yes Side Spray Included: No Soap Dispenser Included: Yes Hose Length: 68" Flexible Supply Lines Included: Yes Connection Size: 3/8" Connection Type: Compression Cartridge Type: 1255 Duralast Cartridge	87066	Chrome	2
		87066SRS	Spot Resist Stainless	2
		87066BL	Matte Black	2
POWER CLEAN reflex DURALOCK® DURALAST® ♿				

SURIE™	ONE-HANDLE PULLDOWN KITCHEN FAUCET	MODEL NO.	FINISH	CASE QTY.
 	Application: One to Four Hole No. of Spray Functions: Four Wand Spray Type: Aerated Stream, Powerful Cleaning Rinse, Boosted Stream, Boosted Rinse Deckplate Included: Yes Side Spray Included: No Soap Dispenser Included: Yes Hose Length: 68" Flexible Supply Lines Included: Yes Connection Size: 3/8" Connection Type: Compression Cartridge Type: 1255 Duralast Cartridge	87395SRS	Spot Resist Stainless	2
		POWER BOOST reflex DURALOCK® DURALAST® ♿		









TULLIS™	ONE-HANDLE PULLDOWN KITCHEN FAUCET	MODEL NO.	FINISH	CASE QTY.
 	Application: One to Four Hole No. of Spray Functions: Four Wand Spray Type: Aerated Stream, Powerful Cleaning Rinse, Boosted Stream, Boosted Rinse Deckplate Included: Yes Side Spray Included: No Soap Dispenser Included: Yes Hose Length: 68" Flexible Supply Lines Included: Yes Connection Size: 3/8" Connection Type: Compression Cartridge Type: 1255® Duralast® Cartridge	87235SRS	Spot Resist™ Stainless	2
		POWER BOOST reflex DURALOCK® DURALAST® ♿		

WELLSLEY™	ONE-HANDLE PULLDOWN KITCHEN FAUCET	MODEL NO.	FINISH	CASE QTY.
 	Application: One to Four Hole No. of Spray Functions: Two Wand Spray Type: Aerated Stream, Powerful Cleaning Rinse Deckplate Included: Yes Side Spray Included: No Soap Dispenser Included: Yes Hose Length: 68" Flexible Supply Lines Included: Yes Connection Size: 3/8" Connection Type: Compression Cartridge Type: 1255 Duralast Cartridge	87022SRS	Spot Resist Stainless	2
		POWER CLEAN reflex DURALOCK® DURALAST® ♿		



Sullivan™ One-Handle Pullout Kitchen Faucet / 87047SRS

PULLOUT FAUCETS



BANBURY®	ONE-HANDLE PULLOUT KITCHEN FAUCET	MODEL NO.	FINISH	CASE QTY.
	Application: One or Three Hole No. of Spray Functions: Two Wand Spray Type: Aerated Stream, Powerful Cleaning Rinse Deckplate Included: Yes Side Spray Included: No Soap Dispenser Included: No Hose Length: 56" Flexible Supply Lines Included: Yes Connection Size: 3/8" Connection Type: Compression Cartridge Type: 1255 Duralast Cartridge	87017	Chrome	3
		87017SRS	Spot Resist Stainless	3
		87017W	Glacier	3
POWER CLEAN DURALOCK® DURALAST® 				
KINZEL™	ONE-HANDLE PULLOUT KITCHEN FAUCET	MODEL NO.	FINISH	CASE QTY.
	Application: One to Four Hole No. of Spray Functions: Two Wand Spray Type: Aerated Stream, Powerful Cleaning Rinse Deckplate Included: Yes Side Spray Included: No Soap Dispenser Included: Yes Hose Length: 68" Flexible Supply Lines Included: Yes Connection Size: 3/8" Connection Type: Compression Cartridge Type: 1255 Duralast Cartridge	87035SRS	Spot Resist Stainless	2
		POWER CLEAN reflex™ DURALOCK® DURALAST® 		
MARBROOK™	ONE-HANDLE PULLOUT KITCHEN FAUCET	MODEL NO.	FINISH	CASE QTY.
	Application: One to Four Hole No. of Spray Functions: Two Wand Spray Type: Aerated Stream, Powerful Cleaning Rinse Deckplate Included: Yes Side Spray Included: No Soap Dispenser Included: Yes Hose Length: 56" Flexible Supply Lines Included: Yes Connection Size: 3/8" Connection Type: Compression Cartridge Type: 1255® Duralast® Cartridge	87377SRS	Spot Resist™ Stainless	2
		87377BRB	Mediterranean Bronze	2
POWER CLEAN DURALOCK® DURALAST® 				
MEDINA™	ONE-HANDLE PULLOUT KITCHEN FAUCET	MODEL NO.	FINISH	CASE QTY.
	Application: One or Three Hole No. of Spray Functions: Three Wand Spray Type: Aerated Stream, Powerful Cleaning Rinse, Pause Function Deckplate Included: Yes Side Spray Included: No Soap Dispenser Included: No Hose Length: 56" Flexible Supply Lines Included: Yes Connection Size: 3/8" Connection Type: Compression Cartridge Type: 1255 Duralast Cartridge	87039	Chrome	2
		87039SRS	Spot Resist Stainless	2
		Ships Q4 NEW! 87039BL	Matte Black	2
POWER CLEAN DURALOCK® DURALAST® 				



Kitchen Faucets



All Moen® kitchen faucets are 1.5 gpm [5.7 L/min] at 60 psi. This flow rate meets Georgia SB370 and CalGreen requirements. All Moen faucets and faucet parts carry a Limited Lifetime Warranty against leaks, drips and finish defects to the original consumer purchaser.

All Moen® kitchen faucets are 1.5 gpm [5.7 L/min] at 60 psi. This flow rate meets Georgia SB370 and CalGreen requirements. All Moen faucets and faucet parts carry a Limited Lifetime Warranty against leaks, drips and finish defects to the original consumer purchaser.



PULLOUT FAUCETS



RENZO™	ONE-HANDLE PULLOUT KITCHEN FAUCET	MODEL NO.	FINISH	CASE QTY.
	Application: One or Three Hole No. of Spray Functions: Two Wand Spray Type: Aerated Stream, Powerful Cleaning Rinse Deckplate Included: Yes Side Spray Included: No Soap Dispenser Included: No Hose Length: 56" Flexible Supply Lines Included: Yes Connection Size: 3/8" Connection Type: Compression Cartridge Type: 1255 Duralast Cartridge	CA87316C	Chrome	3
		CA87316SRS	Spot Resist Stainless	3
		CA87316W	Glacier	3
		CA87316BL	Matte Black	2
POWER CLEAN DURALOCK® DURALAST® 				



SHAYE™	ONE-HANDLE PULLOUT KITCHEN FAUCET	MODEL NO.	FINISH	CASE QTY.
	Application: One to Four Hole No. of Spray Functions: Two Wand Spray Type: Aerated Stream, Powerful Cleaning Rinse Deckplate Included: Yes Side Spray Included: No Soap Dispenser Included: Yes Hose Length: 68" Flexible Supply Lines Included: Yes Connection Size: 3/8" Connection Type: Compression Cartridge Type: 1255 Duralast Cartridge	87454SRS	Spot Resist Stainless	2
		POWER CLEAN reflex™ DURALOCK® DURALAST® 		



SULLIVAN™	ONE-HANDLE PULLOUT KITCHEN FAUCET	MODEL NO.	FINISH	CASE QTY.
	Application: One to Four Hole No. of Spray Functions: Three Wand Spray Type: Aerated Stream, Powerful Cleaning Rinse, Pause Function Deckplate Included: Yes Side Spray Included: No Soap Dispenser Included: Yes Hose Length: 68" Flexible Supply Lines Included: Yes Connection Size: 3/8" Connection Type: Compression Cartridge Type: 1255® Duralast® Cartridge	87047SRS	Spot Resist™ Stainless	2
		87047BRB	Mediterranean Bronze	2
POWER CLEAN reflex™ DURALOCK® DURALAST® 				

ONE-HANDLE HIGH-ARC FAUCETS

ANABELLE™	ONE-HANDLE HIGH-ARC KITCHEN FAUCET	MODEL NO.	FINISH	CASE QTY.
	Application: Two or Four Hole No. of Spray Functions: One Deckplate Included: Yes Side Spray Included: Yes Soap Dispenser Included: No Flexible Supply Lines Included: Yes Connection Size: 3/8" Connection Type: Compression Cartridge Type: 1255® Duralast® Cartridge	87650SRS	Spot Resist™ Stainless	2
		DURALOCK® DURALAST® 		

BAYHILL™	ONE-HANDLE HIGH-ARC KITCHEN FAUCET	MODEL NO.	FINISH	CASE QTY.
	Application: Two or Four Hole No. of Spray Functions: One Deckplate Included: Yes Side Spray Included: Yes Soap Dispenser Included: No Flexible Supply Lines Included: Yes Connection Size: 3/8" Connection Type: Compression Cartridge Type: 1255 Duralast Cartridge	87301SRS	Spot Resist Stainless	2
		Ships Q4 NEW! 87301BL	Matte Black	2
		87301BRB	Mediterranean Bronze	2
DURALOCK® DURALAST® 				

BRAEMORE™	ONE-HANDLE HIGH-ARC KITCHEN FAUCET	MODEL NO.	FINISH	CASE QTY.
	Application: Two or Four Hole No. of Spray Functions: One Deckplate Included: Yes Side Spray Included: Yes Soap Dispenser Included: No Flexible Supply Lines Included: Yes Connection Size: 3/8" Connection Type: Compression Cartridge Type: 1255 Duralast Cartridge	87230SRS	Spot Resist Stainless	2
		87230BRB	Mediterranean Bronze	2
DURALOCK® DURALAST® 				

EDISON™	ONE-HANDLE HIGH-ARC KITCHEN FAUCET	MODEL NO.	FINISH	CASE QTY.
	Application: Three or Four Hole No. of Spray Functions: One Deckplate Included: No Side Spray Included: Yes Soap Dispenser Included: Yes Flexible Supply Lines Included: Yes Connection Size: 3/8" Connection Type: Compression Cartridge Type: 1255 Duralast Cartridge	87042SRS	Spot Resist Stainless	2
		87042BRB	Mediterranean Bronze	2
DURALOCK® DURALAST® 				

Kitchen Faucets

All Moen® kitchen faucets are 1.5 gpm [5.7 L/min] at 60 psi. This flow rate meets Georgia SB370 and CalGreen requirements. All Moen faucets and faucet parts carry a Limited Lifetime Warranty against leaks, drips and finish defects to the original consumer purchaser.

ONE-HANDLE HIGH-ARC FAUCETS

WHITMORE™	ONE-HANDLE HIGH-ARC KITCHEN FAUCET	MODEL NO.	FINISH	CASE QTY.
-----------	------------------------------------	-----------	--------	-----------



Application: Three or Four Hole
No. of Spray Functions: One
Deckplate Included: No
Side Spray Included: Yes
Soap Dispenser Included: Yes
Flexible Supply Lines Included: Yes
Connection Size: 3/8"
Connection Type: Compression
Cartridge Type: 1255 Duralast Cartridge

87044SRS Spot Resist Stainless 2

DURALOCK® DURALAST®

ONE-HANDLE LOW-ARC FAUCETS

ADLER™	ONE-HANDLE LOW-ARC KITCHEN FAUCET	MODEL NO.	FINISH	CASE QTY.
--------	-----------------------------------	-----------	--------	-----------



Application: Three Hole
No. of Spray Functions: One
Deckplate Included: Yes
Side Spray Included: Yes
Soap Dispenser Included: No
Flexible Supply Lines Included: Yes
Connection Size: 3/8"
Connection Type: Compression
Cartridge Type: 1255® Duralast® Cartridge

CA87534 Chrome 3

DURALAST®

ADLER	ONE-HANDLE LOW-ARC KITCHEN FAUCET	MODEL NO.	FINISH	CASE QTY.
-------	-----------------------------------	-----------	--------	-----------



Application: Three Hole
No. of Spray Functions: One
Deckplate Included: Yes
Side Spray Included: Yes
Soap Dispenser Included: No
Flexible Supply Lines Included: Yes
Connection Size: 3/8"
Connection Type: Compression
Cartridge Type: 1255 Duralast Cartridge

CA87554C Chrome 3

DURALAST®

ADLER	ONE-HANDLE LOW-ARC KITCHEN FAUCET	MODEL NO.	FINISH	CASE QTY.
-------	-----------------------------------	-----------	--------	-----------



Application: Four Hole
No. of Spray Functions: One
Deckplate Included: Yes
Side Spray Included: Yes
Soap Dispenser Included: No
Flexible Supply Lines Included: Yes
Connection Size: 3/8"
Connection Type: Compression
Cartridge Type: 1255 Duralast Cartridge

CA87016 Chrome 2

DURALAST®

ADLER	ONE-HANDLE LOW-ARC KITCHEN FAUCET	MODEL NO.	FINISH	CASE QTY.
-------	-----------------------------------	-----------	--------	-----------



Application: Four Hole
No. of Spray Functions: One
Deckplate Included: Yes
Side Spray Included: Yes
Soap Dispenser Included: No
Flexible Supply Lines Included: Yes
Connection Size: 3/8"
Connection Type: Compression
Cartridge Type: 1255 Duralast Cartridge

CA87530 Chrome 3

DURALAST®





Whitmore™ One-Handle High-Arc Kitchen Faucet / 87044SRS

Kitchen Faucets




All Moen® kitchen faucets are 1.5 gpm [5.7 L/min] at 60 psi. This flow rate meets Georgia SB370 and CalGreen requirements. All Moen faucets and faucet parts carry a Limited Lifetime Warranty against leaks, drips and finish defects to the original consumer purchaser.

ONE-HANDLE LOW-ARC FAUCETS




ADLER™	ONE-HANDLE LOW-ARC KITCHEN FAUCET	MODEL NO.	FINISH	CASE QTY.
	<p>Application: Three Hole No. of Spray Functions: One Deckplate Included: Yes Side Spray Included: No Soap Dispenser Included: No Flexible Supply Lines Included: Yes Connection Size: 3/8" Connection Type: Compression Cartridge Type: 1255® Duralast® Cartridge</p> <p> 40% Faster Installation</p> <p>DURALAST® </p>	87603	Chrome	3




ADLER	ONE-HANDLE LOW-ARC KITCHEN FAUCET	MODEL NO.	FINISH	CASE QTY.
	<p>Application: Four Hole No. of Spray Functions: One Deckplate Included: Yes Side Spray Included: Yes Soap Dispenser Included: No Flexible Supply Lines Included: Yes Connection Size: 3/8" Connection Type: Compression Cartridge Type: 1255 Duralast Cartridge</p> <p> 40% Faster Installation</p> <p>DURALAST® </p>	87604	Chrome	2




ADLER	ONE-HANDLE LOW-ARC KITCHEN FAUCET	MODEL NO.	FINISH	CASE QTY.
	<p>Application: Three Hole No. of Spray Functions: One Deckplate Included: Yes Side Spray Included: Yes Soap Dispenser Included: No Flexible Supply Lines Included: Yes Connection Size: 3/8" Connection Type: Compression Cartridge Type: 1255 Duralast Cartridge</p> <p> 40% Faster Installation</p> <p>DURALAST® </p>	87605	Chrome	3





LINDLEY™	ONE-HANDLE LOW-ARC KITCHEN FAUCET	MODEL NO.	FINISH	CASE QTY.
	<p>Application: Four Hole No. of Spray Functions: One Deckplate Included: Yes Side Spray Included: Yes Soap Dispenser Included: No Flexible Supply Lines Included: Yes Connection Size: 3/8" Connection Type: Compression Cartridge Type: 1255 Duralast Cartridge</p> <p>DURALOCK® DURALAST® </p>	CA87009 CA87009SRS	Chrome  Spot Resist™ Stainless	2 2

ONE-HANDLE LOW-ARC FAUCETS

MUIRFIELD®	ONE-HANDLE LOW-ARC KITCHEN FAUCET	MODEL NO.	FINISH	CASE QTY.
	<p>Application: Three Hole No. of Spray Functions: One Deckplate Included: Yes Side Spray Included: Yes Soap Dispenser Included: No Flexible Supply Lines Included: Yes Connection Size: 3/8" Connection Type: Compression Cartridge Type: 1255® Duralast® Cartridge</p> <p>DURALOCK® DURALAST® </p>	CA87524SRS	 Spot Resist™ Stainless	2

MUIRFIELD	ONE-HANDLE LOW-ARC KITCHEN FAUCET	MODEL NO.	FINISH	CASE QTY.
	<p>Application: Four Hole No. of Spray Functions: One Deckplate Included: Yes Side Spray Included: Yes Soap Dispenser Included: No Flexible Supply Lines Included: Yes Connection Size: 3/8" Connection Type: Compression Cartridge Type: 1255 Duralast Cartridge</p> <p>DURALOCK® DURALAST® </p>	CA87520SRS	 Spot Resist Stainless	2

TORRANCE™	ONE-HANDLE LOW-ARC KITCHEN FAUCET	MODEL NO.	FINISH	CASE QTY.
	<p>Application: Three Hole No. of Spray Functions: One Deckplate Included: Yes Side Spray Included: Yes Soap Dispenser Included: No Flexible Supply Lines Included: Yes Connection Size: 3/8" Connection Type: Compression Cartridge Type: 1255 Duralast Cartridge</p> <p>DURALOCK® DURALAST® </p>	CA87484SRS	 Spot Resist Stainless	2

TORRANCE	ONE-HANDLE LOW-ARC KITCHEN FAUCET	MODEL NO.	FINISH	CASE QTY.
 	<p>Application: Two or Four Hole No. of Spray Functions: One Deckplate Included: Yes Side Spray Included: Yes Soap Dispenser Included: No Flexible Supply Lines Included: Yes Connection Size: 3/8" Connection Type: Compression Cartridge Type: 1255 Duralast Cartridge</p> <p>DURALOCK® DURALAST® </p>	CA87480 CA87480SRS	Chrome  Spot Resist Stainless	3 2

Kitchen Faucets

All Moen® kitchen faucets are 1.5 gpm [5.7 L/min] at 60 psi. This flow rate meets Georgia SB370 and CalGreen requirements. All Moen faucets and faucet parts carry a Limited Lifetime Warranty against leaks, drips and finish defects to the original consumer purchaser.

TWO-HANDLE MID- AND HIGH-ARC FAUCETS



BANBURY®	TWO-HANDLE MID-ARC KITCHEN FAUCET	MODEL NO.	FINISH	CASE QTY.
	<p>Application: Four Hole No. of Spray Functions: One Deckplate Included: Yes Side Spray Included: Yes Soap Dispenser Included: No Flexible Supply Lines Included: No Connection Size: 1/2" Connection Type: IPS Cartridge Type: 1224® One-Piece Washerless Cartridge</p>	CA87553	Chrome	3
<p>DURALOCK® </p>				




BEXLEY™	TWO-HANDLE HIGH-ARC KITCHEN FAUCET	MODEL NO.	FINISH	CASE QTY.
	<p>Application: Four Hole No. of Spray Functions: One Deckplate Included: Yes Side Spray Included: Yes Soap Dispenser Included: No Flexible Supply Lines Included: No Connection Size: 1/2" Connection Type: IPS Cartridge Type: 1224® One-Piece Washerless Cartridge</p>	87403 87403SRS	Chrome  Spot Resist™ Stainless	2 2
<p>DURALOCK® </p>				




CALDWELL®	TWO-HANDLE MID-ARC KITCHEN FAUCET	MODEL NO.	FINISH	CASE QTY.
	<p>Application: Three or Four Hole No. of Spray Functions: One Deckplate Included: Yes Side Spray Included: Yes; Optional Plug Included Soap Dispenser Included: No Flexible Supply Lines Included: No Connection Size: 1/2" Connection Type: IPS Cartridge Type: 1224 One-Piece Washerless Cartridge</p>	CA87888	Chrome	3
<p>DURALOCK® </p>				

CALDWELL	TWO-HANDLE HIGH-ARC KITCHEN FAUCET	MODEL NO.	FINISH	CASE QTY.
	<p>Application: Three or Four Hole No. of Spray Functions: One Deckplate Included: Yes Side Spray Included: Yes; Optional Plug Included Soap Dispenser Included: No Flexible Supply Lines Included: No Connection Size: 1/2" Connection Type: IPS Cartridge Type: 1224 One-Piece Washerless Cartridge</p>	CA87060SRS	 Spot Resist Stainless	2
<p>DURALOCK® </p>				

TWO-HANDLE MID- AND HIGH-ARC FAUCETS

CALDWELL	TWO-HANDLE HIGH-ARC KITCHEN FAUCET	MODEL NO.	FINISH	CASE QTY.
	<p>Application: Three Hole No. of Spray Functions: One Deckplate Included: Yes Side Spray Included: Yes Soap Dispenser Included: No Flexible Supply Lines Included: No Connection Size: 1/2" Connection Type: IPS Cartridge Type: 1224 One-Piece Washerless Cartridge</p>	87859	Chrome	3
<p></p>				

HUTCHINSON™	TWO-HANDLE HIGH-ARC KITCHEN FAUCET	MODEL NO.	FINISH	CASE QTY.
	<p>Application: Four Hole No. of Spray Functions: One Deckplate Included: Yes Side Spray Included: Yes Soap Dispenser Included: No Flexible Supply Lines Included: No Connection Size: 1/2" Connection Type: IPS Cartridge Type: 1224® One-Piece Washerless Cartridge</p>	87048SRS 87048BRB	 Spot Resist™ Stainless Mediterranean Bronze	2 2
<p>DURALOCK® </p>				

HUTCHINSON™	TWO-HANDLE HIGH-ARC KITCHEN FAUCET	MODEL NO.	FINISH	CASE QTY.
	<p>Application: Three Hole No. of Spray Functions: One Deckplate Included: Yes Side Spray Included: Yes Soap Dispenser Included: No Flexible Supply Lines Included: No Connection Size: 1/2" Connection Type: IPS Cartridge Type: 1224® One-Piece Washerless Cartridge</p>	87239SRS	 Spot Resist™ Stainless	2
<p></p>				



SOLIDAD™	TWO-HANDLE HIGH-ARC KITCHEN FAUCET	MODEL NO.	FINISH	CASE QTY.
	<p>Application: Four Hole No. of Spray Functions: One Deckplate Included: Yes Side Spray Included: Yes Soap Dispenser Included: No Flexible Supply Lines Included: No Connection Size: 1/2" Connection Type: IPS Cartridge Type: 1224 One-Piece Washerless Cartridge</p>	CA87015 CA87015SRS	Chrome  Spot Resist Stainless	2 2
<p>DURALOCK® </p>				



Kitchen Faucets

All Moen® kitchen faucets are 1.5 gpm [5.7 L/min] at 60 psi. This flow rate meets Georgia SB370 and CalGreen requirements. All Moen faucets and faucet parts carry a Limited Lifetime Warranty against leaks, drips and finish defects to the original consumer purchaser.




TWO-HANDLE LOW-ARC FAUCETS




STEVIE™	TWO-HANDLE HIGH-ARC KITCHEN FAUCET	MODEL NO.	FINISH	CASE QTY.
	<p>Application: Four Hole No. of Spray Functions: One Deckplate Included: Yes Side Spray Included: Yes Soap Dispenser Included: No Flexible Supply Lines Included: No Connection Size: 1/2" Connection Type: IPS Cartridge Type: 1224 One-Piece Washerless Cartridge</p> <p>DURALOCK® </p>	87292SRS	 Spot Resist Stainless	2

ADLER™	TWO-HANDLE LOW-ARC KITCHEN FAUCET	MODEL NO.	FINISH	CASE QTY.
	<p>Application: Three or Four Hole No. of Spray Functions: One Deckplate Included: Yes Side Spray Included: Yes; Optional Plug Included Soap Dispenser Included: No Flexible Supply Lines Included: No Connection Size: 1/2" Connection Type: IPS Cartridge Type: 1224® One-Piece Washerless Cartridge</p> <p>DURALOCK® </p>	87046	Chrome	2



ADLER	TWO-HANDLE LOW-ARC KITCHEN FAUCET	MODEL NO.	FINISH	CASE QTY.
	<p>Application: Three Hole No. of Spray Functions: One Deckplate Included: Yes Side Spray Included: No Soap Dispenser Included: No Flexible Supply Lines Included: No Connection Size: 1/2" Connection Type: IPS Cartridge Type: 1224 One-Piece Washerless Cartridge</p> <p>DURALOCK® </p>	CA87685	Chrome	2

ONE-HANDLE BAR FAUCET



ANABELLE™	ONE-HANDLE HIGH-ARC BAR FAUCET	MODEL NO.	FINISH	CASE QTY.
	<p>Application: One or Two Hole No. of Spray Functions: One Deckplate Included: No Side Spray Included: No Soap Dispenser Included: Yes Flexible Supply Lines Included: Yes Connection Size: 3/8" Connection Type: Compression Cartridge Type: 1255® Duralast® Cartridge</p> <p>DURALAST® </p>	87682SRS	 Spot Resist™ Stainless	2


SOLTANI™	ONE-HANDLE HIGH-ARC BAR FAUCET	MODEL NO.	FINISH	CASE QTY.
	<p>Application: One or Two Hole No. of Spray Functions: One Deckplate Included: No Side Spray Included: No Soap Dispenser Included: Yes Flexible Supply Lines Included: Yes Connection Size: 3/8" Connection Type: Compression Cartridge Type: 1255 Duralast Cartridge</p> <p>DURALAST® </p>	87593SRS	 Spot Resist Stainless	2

TWO-HANDLE BAR FAUCET

CHATEAU®	TWO-HANDLE HIGH-ARC BAR FAUCET	MODEL NO.	FINISH	CASE QTY.
	<p>Application: Two Hole No. of Spray Functions: One Deckplate Included: No Side Spray Included: No Soap Dispenser Included: No Flexible Supply Lines Included: No Connection Size: 1/2" Connection Type: IPS Cartridge Type: 1224® One-Piece Washerless Cartridge</p> <p>DURALAST® </p>	4903	Chrome	12

TWO-HANDLE LAUNDRY FAUCET

CHATEAU	TWO-HANDLE LOW-ARC LAUNDRY FAUCET	MODEL NO.	FINISH	CASE QTY.
	<p>Application: Two Hole No. of Spray Functions: One Deckplate Included: No Side Spray Included: No Soap Dispenser Included: No Flexible Supply Lines Included: No Connection Size: 1/2" Connection Type: IPS Cartridge Type: 1224 One-Piece Washerless Cartridge</p> <p>DURALAST® </p>	74998	Chrome	12



Adler™ One-Handle Low-Arc Kitchen Faucet / 87046

Sinks



Kelsa™ Stainless Steel Sink and Faucet Kit / 21538

Sinks

All Moen® kitchen faucets are limited to 1.5 gpm [5.7 L/min] at 60 psi.
All Moen sinks and parts carry a Limited Lifetime Warranty against leaks, drips and finish defects to the original consumer purchaser.

SINKS

KELSA™	STAINLESS STEEL SINK AND FAUCET KIT	MODEL NO.	FINISH	CASE QTY.
--------	-------------------------------------	-----------	--------	-----------



Steel Gauge: 18
Application: Drop-in/Undermount
Overall Sink Dimension: 33 x 22 x 9
No. of Bowls: 2 - offset big/medium
Bowl Size 1: 14 x 18 x 9
Bowl Size 2: 14 x 16 x 9
Sound Shield: Yes
Drains Included: Yes; 3 1/2" opening
Faucet Included: Pulldown
Soap Dispenser Included: Yes
No. of Spray Functions: Three
Wand Spray Type: Aerated Stream, Powerful
Cleaning Rinse, Pause Function
Hose Length: 68"
Flexible Supply Lines Included: Yes
Connection Size: 3/8"
Connection Type: Compression

21538	Stainless Sink	1
	Spot Resist Stainless Faucet	1

QuickMount™ · reflex® · DURALOCK® · DURALAST® ·

LAINIE™	STAINLESS STEEL SINK AND FAUCET KIT	MODEL NO.	FINISH	CASE QTY.
---------	-------------------------------------	-----------	--------	-----------

NEW!



Steel Gauge: 18
Application: Drop-in/Undermount
Overall Sink Dimensions: TBD
No. of Bowls: TBD
Bowl Size 1: TBD
Bowl Size 2: TBD
Sound Shield: Yes
Drain Included: Yes; 3 1/2" opening
Faucet Included: Pulldown
Soap Dispenser Included: Yes
No. of Spray Functions: TBD
Wand Spray Type: TBD
Hose Length: 68"
Flexible Supply Lines Included: Yes
Connection Size: 3/8"
Connection Type: Compression

21689	Stainless Sink	1
	Spot Resist Stainless Faucet	1

QuickMount™ · reflex® · DURALOCK® · DURALAST® ·

LODI™	STAINLESS STEEL SINK AND FAUCET KIT	MODEL NO.	FINISH	CASE QTY.
-------	-------------------------------------	-----------	--------	-----------



Steel Gauge: 18
Application: Drop-in/Undermount
Overall Sink Dimension: 33 x 22 x 9
No. of Bowls: 2 - offset big/medium
Bowl Size 1: 14 x 18 x 9
Bowl Size 2: 14 x 16 x 9
Sound Shield: Yes
Drains Included: Yes; 3 1/2" opening
Faucet Included: Pulldown
Soap Dispenser Included: Yes
No. of Spray Functions: Three
Wand Spray Type: Aerated Stream, Powerful
Cleaning Rinse, Pause Function
Hose Length: 68"
Flexible Supply Lines Included: Yes
Connection Size: 3/8"
Connection Type: Compression

21595	Stainless Sink	1
	Spot Resist Stainless Faucet	1

QuickMount™ · reflex® · DURALOCK® · DURALAST® ·

Garbage Disposals

The Chef Series

Designed for those who love to get creative in their kitchen and need the strongest cleanup possible.




The Host Series

Designed for those who frequently cook for guests and need advanced cleanup power.



The Prep Series

Designed for those who slice, dice and peel as part of basic meal prep, and need a little more help with cleanup.



The Lite Series

Designed for those who rarely cook from scratch and just want cleanup to be simple.



Garbage Disposals

CLEARs FOOD SCRAPS THAT CAUSE ODOR



VORTEX™ motor
Grinds scraps into fine particles that easily wash away.



Exclusive 360° clean rinse
Eliminates odors.

EASIER INSTALLATION



Simple swap
Fits most existing assemblies including InSinkErator® brand.



Pre-installed power cord
Saves time and hassle — nothing extra to buy (removable for hardwire applications).

WORRY-FREE OPERATION



Built smarter, built safer
Rugged impeller design uses force and speed to break down food.



Septic safe
Safe to use with properly-sized septic tanks.




Learn more at moen.com/disposalinstall


Garbage Disposals

Please see moen.com/consumer-support/warranty for complete product warranty information.


GARBAGE DISPOSALS

EX SERIES	THE CHEF SERIES	MODEL NO.	CASE QTY.
	<ul style="list-style-type: none"> The Chef Series: for the strongest cleanup motion sensing technology activates 6 LED lights when cabinet door is open includes Fast Track™ enhanced features for faster installation 1 horsepower, 2800 RPM, continuous feed 7/8" dishwasher connection with 1 1/2" drain outlet 13 lbs, 16" height grind component material: stainless steel turntable material: stainless steel includes light, simple snap tool, removable splash guard, stainless steel sink flange with drain stopper, drain elbow and mounting assembly pre-installed power cord removes easily for hardwire installations 10-year limited warranty with in-home service 	EXL100C	1



GX SERIES	THE CHEF SERIES	MODEL NO.	CASE QTY.
	<ul style="list-style-type: none"> The Chef Series: for the strongest cleanup 1 horsepower, 2800 RPM, continuous feed 7/8" dishwasher connection with 1 1/2" drain outlet 13.00 lbs, 16" height grind component material: stainless steel turntable material: stainless steel includes removable splash guard, polished stainless steel sink flange with drain stopper, drain elbow and mounting assembly pre-installed power cord removes easily for hardwire installations 10-year limited warranty with in-home service 	GX100C	1




GX SERIES	THE HOST SERIES	MODEL NO.	CASE QTY.
	<ul style="list-style-type: none"> The Host Series: for advanced cleanup power Stopper controlled operation ensures only grinding intended food scraps 3/4 horsepower, 2700 RPM, batch feed 7/8" dishwasher connection with 1 1/2" drain outlet 11.00 lbs, 15 5/8" height grind component material: galvanized steel turntable material: stainless steel includes batch feed stopper, polished stainless steel sink flange, drain elbow and mounting assembly pre-installed power cord removes easily for hardwire installations 10-year limited warranty with in-home service 	GXB75C	2




- Fast Track™ Installation**
-Simple Snap Tool quickly secures mounting assembly
-Easy Open Dishwasher Inlet. No additional tools required.
- High-speed VORTEX POWERED™ motor**
provides fast, powerful grinding
- Permanent magnet motor**
designed to help reduce jamming
- Pre-installed power cord**
a savings over separate purchase; removes easily for hardwire installations
- 360 Clean Rinse**
design eliminates odors

- Universal Xpress Mount™**
fits Moen and most existing 3-bolt mounting assemblies
- Continuous feed**
grinds as long as power is on
- SoundSHIELD™**
designed to provide sound deadening insulation
- Batch feed stopper**
activates disposal for safer operation; no wall switch required

GARBAGE DISPOSALS

GX SERIES	THE HOST SERIES	MODEL NO.	CASE QTY.
	<ul style="list-style-type: none"> The Host Series: for advanced cleanup power 3/4 horsepower, 2700 RPM, continuous feed 7/8" dishwasher connection with 1 1/2" drain outlet 10.25 lbs, 13 3/8" height grind component material: stainless steel turntable material: stainless steel includes removable splash guard, polished stainless steel sink flange with drain stopper, drain elbow and mounting assembly pre-installed power cord removes easily for hardwire installations 10-year limited warranty with in-home service 	GXS75C	2



GX SERIES	THE PREP SERIES	MODEL NO.	CASE QTY.
	<ul style="list-style-type: none"> The Prep Series: for basic meal prep cleanup 1/2 horsepower, 2600 RPM, continuous feed 7/8" dishwasher connection with 1 1/2" drain outlet 9.25 lbs, 13 3/8" height grind component material: stainless steel turntable material: stainless steel includes removable splash guard, polished stainless steel sink flange with drain stopper, drain elbow and mounting assembly pre-installed power cord removes easily for hardwire installations 5-year limited warranty with in-home service 	GX50C	2





- Fast Track™ Installation**
-Simple Snap Tool quickly secures mounting assembly
-Easy Open Dishwasher Inlet. No additional tools required.
- High-speed VORTEX POWERED™ motor**
provides fast, powerful grinding
- Permanent magnet motor**
designed to help reduce jamming
- Pre-installed power cord**
a savings over separate purchase; removes easily for hardwire installations
- 360 Clean Rinse**
design eliminates odors

- Universal Xpress Mount™**
fits Moen and most existing 3-bolt mounting assemblies
- Continuous feed**
grinds as long as power is on
- SoundSHIELD™**
designed to provide sound deadening insulation
- Batch feed stopper**
activates disposal for safer operation; no wall switch required

Garbage Disposals


Please see moen.com/consumer-support/warranty for complete product warranty information.


GARBAGE DISPOSALS


GX PRO SERIES	THE PREP SERIES	MODEL NO.	CASE QTY.
	<ul style="list-style-type: none"> The Prep Series: for basic meal prep cleanup 1/2 horsepower, 2600 RPM, continuous feed 7/8" dishwasher connection with 1 1/2" drain outlet 8.50 lbs, 13 3/8" height grind component material: galvanized steel turntable material: stainless steel includes removable splash guard, polished stainless steel sink flange with drain stopper, drain elbow and mounting assembly pre-installed power cord removes easily for hardwire installations 5-year limited warranty with in-home service 	GXP50C	2
			


GX PRO SERIES	THE LITE SERIES	MODEL NO.	CASE QTY.
	<ul style="list-style-type: none"> The Lite Series: for simple cleanup 1/3 horsepower, 1900 RPM, continuous feed 7/8" dishwasher connection with 1 1/2" drain outlet 7.75 lbs, 13 3/8" height grind component material: galvanized steel turntable material: stainless steel includes removable splash guard, polished stainless steel sink flange with drain stopper, drain elbow and mounting assembly pre-installed power cord removes easily for hardwire installations 5-year limited warranty with in-home service 	GXP33C	2
			


GARBAGE DISPOSAL ACCESSORIES






DISPOSAL AIR SWITCH CONTROLLER	MODEL NO.	FINISH	CASE QTY.
 <ul style="list-style-type: none"> compatible with: all disposals air tubing size: 1/8" mounting hole size: 1 3/8" air tube length: 10' ideal application for island countertops or where electrical switch is unavailable compatible with: All Disposals ARC-4200-CH/SN includes both chrome and satin nickel air switch buttons 1 year limited warranty 	▲ ARC-4200		60
	▲ ARC-4200-CH/SN	Chrome/Satin Nickel	6

DISPOSAL AIR SWITCH BUTTON	MODEL NO.	FINISH	CASE QTY.
 <ul style="list-style-type: none"> compatible with: all disposals diameter: 1 13/16" requires disposal air switch controller ARC-4200 to be purchased separately assortment of finishes available to coordinate with faucets and sinks 1 year limited warranty 	▲ AS-4201-AL	Almond	100
	▲ AS-4201-BIS	Biscuit	100
	▲ AS-4201-WH	White	100
	▲ AS-4201-BR	Polished Brass	100
	▲ AS-4201-CH	Chrome	100
	▲ AS-4201-BRB	Mediterranean Bronze	100
	▲ AS-4201-SN	Satin Nickel	100
	▲ AS-4201-BG	Brushed Gold	100
	▲ AS-4201-NL	Polished Nickel	100
	▲ AS-4201-BL	Matte Black	100
	▲ AS-4201-BLS	Black Stainless	100

DRAIN STOPPER	MODEL NO.	FINISH	CASE QTY.
 <ul style="list-style-type: none"> compatible with all Moen disposals and other 3-bolt mount systems; including InSinkErator 1 year limited warranty 	1011	Polished Stainless	24

REMOVABLE SPLASH GUARD	MODEL NO.	FINISH	CASE QTY.
 <ul style="list-style-type: none"> prevents splash back while disposal is in use no tools needed for installation compatible with all moen disposals and other 3-bolt mounting systems 1 year limited warranty 	1016	Polished Stainless	100

DISHWASHER CONNECTOR KIT	MODEL NO.	CASE QTY.
 <ul style="list-style-type: none"> connects 1-1/4", 1", and 3/4" outside diameter dishwasher drain hoses to the 1-1/2" garbage disposal dishwasher inlet compatible with all disposals 1 year limited warranty 	1023	24

-  **Fast Track™ Installation**
-Simple Snap Tool quickly secures mounting assembly
-Easy Open Dishwasher Inlet. No additional tools required.
-  **High-speed VORTEX POWERED™ motor**
provides fast, powerful grinding
-  **Permanent magnet motor**
designed to help reduce jamming
-  **Pre-installed power cord**
a savings over separate purchase; removes easily for hardwire installations
-  **360 Clean Rinse design**
eliminates odors

-  **Universal Xpress Mount™**
fits Moen and most existing 3-bolt mounting assemblies
-  **Continuous feed**
grinds as long as power is on
-  **SoundSHIELD™**
designed to provide sound deadening insulation
-  **Batch feed stopper**
activates disposal for safer operation; no wall switch required

▲ Wholesale Box

Garbage Disposals

Please see [moen.com/consumer-support/warranty](https://www.moen.com/consumer-support/warranty) for complete product warranty information.

GARBAGE DISPOSAL ACCESSORIES

POWER CORD KIT



- compatible with: All Moen disposals
- 1 year limited warranty

MODEL NO.

1024

CASE QTY.

24

DRAIN ELBOW & GASKET



- compatible with: Moen and Waste King
- 1 year limited warranty

MODEL NO.

1026

CASE QTY.

6

DISPOSAL UNJAMMING WRENCH



- allows user to clear jam from above the sink
- compatible with all Moen disposals
- 1 year limited warranty

MODEL NO.

1037

CASE QTY.

10

UNIVERSAL 3-BOLT MOUNT SINK FLANGE KIT



- compatible with all Moen disposals and other 3-bolt mount systems; including InSinkErator
- 1 year limited warranty

MODEL NO.

1039

CASE QTY.

1

PLASTIC DRAIN STOPPER



- compatible with all Moen disposals and other 3-bolt mount systems; including InSinkErator
- 1 year limited warranty

MODEL NO.

186589

CASE QTY.

2

Bathroom Faucets





Arllys™ One-Handle Bathroom Faucet / 84770BL


Bathroom Faucets


All Moen® bath faucets are limited to 1.2 gpm (4.5 L/min) at 60 psi.
All Moen faucets and parts carry a Limited Lifetime Warranty against leaks, drips and finish defects to the original consumer purchaser.

ONE-HANDLE BATHROOM FAUCETS


ADLER™	ONE-HANDLE LOW-ARC BATHROOM FAUCET	MODEL NO.	FINISH	CASE QTY.
	Mount Type: Centerset Application: 4" Centers Drain Assembly Included: Yes Connection Size: 1/2" Connection Type: IPS Cartridge Type: 1255® Duralast® Cartridge	WS84503	Chrome	3
		WSL84502SRN	Spot Resist™ Brushed Nickel	2

ARLYS™	ONE-HANDLE BATHROOM FAUCET	MODEL NO.	FINISH	CASE QTY.
	Mount Type: Centerset Application: 4" Centers, One or Three Hole Deck Plate Included: Yes Drain Assembly Included: Yes Connection Size: 3/8" Connection Type: IPS Cartridge Type: 1255 Duralast Cartridge	84770	Chrome	2
		84770SRN	Spot Resist Brushed Nickel	2
		84770BL	Matte Black	2


BOARDWALK™	ONE-HANDLE BATHROOM FAUCET	MODEL NO.	FINISH	CASE QTY.
	Mount Type: Centerset Application: 4" Centers, One or Three Hole Deck Plate Included: Yes Drain Assembly Included: Yes Connection Size: 3/8" Connection Type: IPS Cartridge Type: 1255 Duralast Cartridge	WS84805SRN	Spot Resist Brushed Nickel	2

CONWAY™	ONE-HANDLE BATHROOM FAUCET	MODEL NO.	FINISH	CASE QTY.
	Mount Type: Centerset Application: 4" Centers, One or Three Hole Deck Plate Included: Yes Drain Assembly Included: Yes Connection Size: 3/8" Connection Type: IPS Cartridge Type: 1255 Duralast Cartridge	WS84923	Chrome	2
		WS84923SRN	Spot Resist Brushed Nickel	2


ONE-HANDLE BATHROOM FAUCETS

DANIKA™	ONE-HANDLE BATHROOM FAUCET	MODEL NO.	FINISH	CASE QTY.
	Mount Type: Centerset Application: 4" Centers, One or Three Hole Deck Plate Included: Yes Drain Assembly Included: Yes Connection Size: 3/8" Connection Type: IPS Cartridge Type: 1255® Duralast® Cartridge	WSL84733	Chrome	2
		WSL84733SRN	Spot Resist™ Brushed Nickel	2




GENTA™	ONE-HANDLE HIGH-ARC BATHROOM FAUCET	MODEL NO.	FINISH	CASE QTY.
	Mount Type: Centerset Application: 4" Centers, One or Three Hole Deck Plate Included: Yes Drain Assembly Included: Yes Connection Size: 3/8" Connection Type: IPS Cartridge Type: 1255 Duralast Cartridge	WS84760	Chrome	2
		WS84760SRN	Spot Resist Brushed Nickel	2



HILLIARD™	ONE-HANDLE HIGH-ARC BATHROOM FAUCET	MODEL NO.	FINISH	CASE QTY.
	Mount Type: Centerset Application: 4" Centers, One or Three Hole Deck Plate Included: Yes Drain Assembly Included: Yes Connection Size: 3/8" Connection Type: IPS Cartridge Type: 1255 Duralast Cartridge	84535	Chrome	2
		84535SRN	Spot Resist Brushed Nickel	2
		84535BRB	Mediterranean Bronze	2







LINDOR™	ONE-HANDLE HIGH-ARC BATHROOM FAUCET	MODEL NO.	FINISH	CASE QTY.
	Mount Type: Centerset Application: 4" Centers, One or Three Hole Deck Plate Included: Yes Drain Assembly Included: Yes Connection Size: 3/8" Connection Type: IPS Cartridge Type: 1255 Duralast Cartridge	84505	Chrome	2
		84505SRN	Spot Resist Brushed Nickel	2











Bathroom Faucets

All Moen® bath faucets are limited to 1.2 gpm (4.5 L/min) at 60 psi.
All Moen faucets and parts carry a Limited Lifetime Warranty against leaks, drips and finish defects to the original consumer purchaser.




ONE-HANDLE BATHROOM FAUCETS

RINZA™	ONE-HANDLE HIGH-ARC BATHROOM FAUCET	MODEL NO.	FINISH	CASE QTY.
 	Mount Type: Centerset Application: 4" Centers, One or Three Hole Deck Plate Included: Yes Drain Assembly Included: Yes Connection Size: 3/8" Connection Type: IPS Cartridge Type: 1255 Duralast Cartridge	84627	Chrome	2
		84627SRN	Spot Resist Brushed Nickel	2
		84627BL	Matte Black	2
DURALAST®  				

SARONA™	ONE-HANDLE HIGH-ARC BATHROOM FAUCET	MODEL NO.	FINISH	CASE QTY.
 	Mount Type: Centerset Application: 4" Centers, One or Three Hole Deck Plate Included: Yes Drain Assembly Included: Yes Connection Size: 3/8" Connection Type: IPS Cartridge Type: 1255® Duralast® Cartridge	84144SRN	Spot Resist™ Brushed Nickel	2
		84144BRB	Mediterranean Bronze	2
		DURALAST®  		




ZARINA™	ONE-HANDLE HIGH-ARC BATHROOM FAUCET	MODEL NO.	FINISH	CASE QTY.
 	Mount Type: Centerset Application: 4" Centers, One or Three Hole Deck Plate Included: Yes Drain Assembly Included: Yes Connection Size: 3/8" Connection Type: IPS Cartridge Type: 1255 Duralast Cartridge	WSL84533	Chrome	2
		L84533SRN	Spot Resist Brushed Nickel	2
		DURALAST®  		

TWO-HANDLE BATHROOM FAUCETS

ADLER™	TWO-HANDLE LOW-ARC BATHROOM FAUCET	MODEL NO.	FINISH	CASE QTY.
	Mount Type: Centerset Application: 4" Centers Drain Assembly Included: Yes Connection Size: 1/2" Connection Type: IPS Cartridge Type: 1234 Duralast® Cartridge	84603	Chrome	3
		84603SRN	Spot Resist™ Brushed Nickel	2
		DURALAST®  		

BANBURY®	TWO-HANDLE LOW-ARC BATHROOM FAUCET	MODEL NO.	FINISH	CASE QTY.
	Mount Type: Centerset Application: 4" Centers Drain Assembly Included: Yes Connection Size: 1/2" Connection Type: IPS Cartridge Type: 1224 One-Piece Washerless Cartridge	WS84912	Chrome	3
		WS84912SRN	Spot Resist Brushed Nickel	2
		 		

BANBURY	TWO-HANDLE HIGH-ARC BATHROOM FAUCET	MODEL NO.	FINISH	CASE QTY.
	Mount Type: Centerset Application: 4" Centers Drain Assembly Included: Yes Connection Size: 1/2" Connection Type: IPS Cartridge Type: 1224 One-Piece Washerless Cartridge	WS84913	Chrome	3
		WS84913SRN	Spot Resist Brushed Nickel	2
		WS84913BRB	Mediterranean Bronze	2
 				

BOARDWALK™	TWO-HANDLE LOW-ARC BATHROOM FAUCET	MODEL NO.	FINISH	CASE QTY.
	Mount Type: Centerset Application: 4" Centers Drain Assembly Included: Yes Connection Size: 1/2" Connection Type: IPS Cartridge Type: 1224® One-Piece Washerless Cartridge	WS84800	Chrome	2
		WS84800SRN	Spot Resist™ Brushed Nickel	2
		 		








Genta™ One-Handle High-Arc Bathroom Faucet / WS84760



Bathroom Faucets




All Moen® bath faucets are limited to 1.2 gpm (4.5 L/min) at 60 psi.
All Moen faucets and parts carry a Limited Lifetime Warranty against leaks, drips and finish defects to the original consumer purchaser.

TWO-HANDLE BATHROOM FAUCETS




CONWAY™	TWO-HANDLE LOW-ARC BATHROOM FAUCET	MODEL NO.	FINISH	CASE QTY.
	Mount Type: Centerset Application: 4" Centers Drain Assembly Included: Yes Connection Size: 1/2" Connection Type: IPS Cartridge Type: 1224 One-Piece Washerless Cartridge	WS84922	Chrome	2
		WS84922SRN	Spot Resist Brushed Nickel	2
 				




DARCY™	TWO-HANDLE LOW-ARC BATHROOM FAUCET	MODEL NO.	FINISH	CASE QTY.
	Mount Type: Centerset Application: 4" Centers Drain Assembly Included: Yes Connection Size: 1/2" Connection Type: IPS Cartridge Type: 1224 One-Piece Washerless Cartridge	WS84550	Chrome	2
		WS84550SRN	Spot Resist Brushed Nickel	2
 				




ESSIE™	TWO-HANDLE HIGH-ARC BATHROOM FAUCET	MODEL NO.	FINISH	CASE QTY.
	Mount Type: Centerset Application: 4" Centers Drain Assembly Included: Yes Connection Size: 1/2" Connection Type: IPS Cartridge Type: 1224 One-Piece Washerless Cartridge	84128	Chrome	2
		84128SRN	Spot Resist Brushed Nickel	2
 				




FINNEY™	TWO-HANDLE HIGH-ARC BATHROOM FAUCET	MODEL NO.	FINISH	CASE QTY.
	Mount Type: Centerset Application: 4" Centers Drain Assembly Included: Yes Connection Size: 1/2" Connection Type: IPS Cartridge Type: 1224 One-Piece Washerless Cartridge	84723SRN	Spot Resist Brushed Nickel	2
		84723BRB	Mediterranean Bronze	2
 				

TWO-HANDLE BATHROOM FAUCETS

GIBSON™	TWO-HANDLE HIGH-ARC BATHROOM FAUCET	MODEL NO.	FINISH	CASE QTY.
	Mount Type: Centerset Application: 4" Centers Drain Assembly Included: Yes Connection Size: 1/2" Connection Type: IPS Cartridge Type: 1234 Duralast® Cartridge	WS84228	Chrome	2
		WS84228SRN	Spot Resist™ Brushed Nickel	2
 				

GILMOUR™	TWO-HANDLE HIGH-ARC BATHROOM FAUCET	MODEL NO.	FINISH	CASE QTY.
	Mount Type: Centerset Application: 4" Centers Drain Assembly Included: Yes Connection Size: 1/2" Connection Type: IPS Cartridge Type: 1224® One-Piece Washerless Cartridge	84755SRN	Spot Resist Brushed Nickel	2
 				

GRAEDEN™	TWO-HANDLE HIGH-ARC BATHROOM FAUCET	MODEL NO.	FINISH	CASE QTY.
	Mount Type: Centerset Application: 4" Centers Drain Assembly Included: Yes Connection Size: 1/2" Connection Type: IPS Cartridge Type: 1224 One-Piece Washerless Cartridge	84137SRN	Spot Resist Brushed Nickel	2
 				




HABER™	TWO-HANDLE LOW-ARC BATHROOM FAUCET	MODEL NO.	FINISH	CASE QTY.
	Mount Type: Centerset Application: 4" Centers Drain Assembly Included: Yes Connection Size: 1/2" Connection Type: IPS Cartridge Type: 1224 One-Piece Washerless Cartridge	84768SRN	Spot Resist Brushed Nickel	2
 				




Bathroom Faucets




All Moen® bath faucets are limited to 1.2 gpm (4.5 L/min) at 60 psi.
All Moen faucets and parts carry a Limited Lifetime Warranty against leaks, drips and finish defects to the original consumer purchaser.

TWO-HANDLE BATHROOM FAUCETS

HILLIARD™	TWO-HANDLE LOW-ARC BATHROOM FAUCET	MODEL NO.	FINISH	CASE QTY.
	Mount Type: Centerset	84532	Chrome	2
	Application: 4" Centers	84532SRN	Spot Resist Brushed Nickel	2
	Drain Assembly Included: Yes	84532BRB	Mediterranean Bronze	2
	Connection Size: 1/2"			
	Connection Type: IPS			
	Cartridge Type: 1224 One-Piece Washerless Cartridge			
	 			




HILLIARD™	TWO-HANDLE HIGH-ARC BATHROOM FAUCET	MODEL NO.	FINISH	CASE QTY.
	Mount Type: Centerset	84537	Chrome	2
	Application: 4" Centers	84537SRN	Spot Resist Brushed Nickel	2
	Drain Assembly Included: Yes	84537BRB	Mediterranean Bronze	2
	Connection Size: 1/2"			
	Connection Type: IPS			
	Cartridge Type: 1224 One-Piece Washerless Cartridge			
	 			

LINDOR™	TWO-HANDLE HIGH-ARC BATHROOM FAUCET	MODEL NO.	FINISH	CASE QTY.
	Mount Type: Centerset	84506	Chrome	2
	Application: 4" Centers	84506SRN	Spot Resist Brushed Nickel	2
	Drain Assembly Included: Yes			
	Connection Size: 1/2"			
	Connection Type: IPS			
	Cartridge Type: 1224 One-Piece Washerless Cartridge			
	 			

OXBY™	TWO-HANDLE HIGH-ARC BATHROOM FAUCET	MODEL NO.	FINISH	CASE QTY.
	Mount Type: Centerset	WS84660	Chrome	2
	Application: 4" Centers	WS84660SRN	Spot Resist™ Brushed Nickel	2
	Drain Assembly Included: Yes			
	Connection Size: 1/2"			
	Connection Type: IPS			
	Cartridge Type: 1224® One-Piece Washerless Cartridge			
	 			

TWO-HANDLE BATHROOM FAUCETS

TIFFIN™	TWO-HANDLE HIGH-ARC BATHROOM FAUCET	MODEL NO.	FINISH	CASE QTY.
	Mount Type: Centerset	WS84876	Chrome	2
	Application: 4" Centers	WS84876SRN	Spot Resist Brushed Nickel	2
	Drain Assembly Included: Yes	WS84876BRB	Mediterranean Bronze	2
	Connection Size: 1/2"			
	Connection Type: IPS			
	Cartridge Type: 1224 One-Piece Washerless Cartridge			
	 			

WETHERLY™	TWO-HANDLE HIGH-ARC BATHROOM FAUCET	MODEL NO.	FINISH	CASE QTY.
	Mount Type: Centerset	WS84850SRN	Spot Resist Brushed Nickel	2
	Application: 4" Centers			
	Drain Assembly Included: Yes			
	Connection Size: 1/2"			
	Connection Type: IPS			
	Cartridge Type: 1224 One-Piece Washerless Cartridge			
	 			









Essie™ Two-Handle Widespread Bathroom Faucet / WS84716




Bathroom Faucets




All Moen® bath faucets are limited to 1.2 gpm (4.5 L/min) at 60 psi.
All Moen faucets and parts carry a Limited Lifetime Warranty against leaks, drips and finish defects to the original consumer purchaser.

TWO-HANDLE WIDESPREAD BATHROOM FAUCETS




BANBURY®	TWO-HANDLE WIDESPREAD BATHROOM FAUCET	MODEL NO.	FINISH	CASE QTY.
	Mount Type: Widespread	WS84924	Chrome	2
	Application: 8" – 16" Centers	WS84924SRN	Spot Resist Brushed Nickel	2
	Drain Assembly Included: Yes	WS84924BRB	Mediterranean Bronze	2
	Connection Size: 1/2"			
	Connection Type: IPS			
	Cartridge Type: 1234 Duralast Cartridge			
	DURALOCK®	DURALAST®		




BOARDWALK™	TWO-HANDLE WIDESPREAD BATHROOM FAUCET	MODEL NO.	FINISH	CASE QTY.
	Mount Type: Widespread	WS84820	Chrome	2
	Application: 8" – 16" Centers	WS84820SRN	Spot Resist Brushed Nickel	2
	Drain Assembly Included: Yes			
	Connection Size: 1/2"			
	Connection Type: IPS			
	Cartridge Type: 1234 Duralast Cartridge			
	DURALOCK®	DURALAST®		




DARCY™	TWO-HANDLE WIDESPREAD BATHROOM FAUCET	MODEL NO.	FINISH	CASE QTY.
	Mount Type: Widespread	WS84551	Chrome	2
	Application: 8" – 16" Centers	WS84551SRN	Spot Resist Brushed Nickel	2
	Drain Assembly Included: Yes			
	Connection Size: 1/2"			
	Connection Type: IPS			
	Cartridge Type: 1234 Duralast Cartridge			
	DURALOCK®	DURALAST®		




ESSIE™	TWO-HANDLE WIDESPREAD BATHROOM FAUCET	MODEL NO.	FINISH	CASE QTY.
	Mount Type: Widespread	84716	Chrome	2
	Application: 8" – 16" Centers	84716SRN	Spot Resist™ Brushed Nickel	2
	Drain Assembly Included: Yes			
	Connection Size: 1/2"			
	Connection Type: IPS			
	Cartridge Type: 1234 Duralast® Cartridge			
	DURALOCK®	DURALAST®		

TWO-HANDLE WIDESPREAD BATHROOM FAUCETS

FINNEY™	TWO-HANDLE WIDESPREAD BATHROOM FAUCET	MODEL NO.	FINISH	CASE QTY.
	Mount Type: Widespread	84722SRN	Spot Resist™ Brushed Nickel	2
	Application: 8" – 16" Centers	84722BRB	Mediterranean Bronze	2
	Drain Assembly Included: Yes			
	Connection Size: 1/2"			
	Connection Type: IPS			
	Cartridge Type: 1234 Duralast® Cartridge			
	DURALOCK®	DURALAST®		

GENTA™	TWO-HANDLE WIDESPREAD BATHROOM FAUCET	MODEL NO.	FINISH	CASE QTY.
	Mount Type: Widespread	84763	Chrome	2
	Application: 8" – 16" Centers	84763SRN	Spot Resist™ Brushed Nickel	2
	Drain Assembly Included: Yes			
	Connection Size: 1/2"			
	Connection Type: IPS			
	Cartridge Type: 1234 Duralast® Cartridge			
	DURALOCK®	DURALAST®		

GIBSON™	TWO-HANDLE WIDESPREAD BATHROOM FAUCET	MODEL NO.	FINISH	CASE QTY.
	Mount Type: Widespread	WS84229SRN	Spot Resist Brushed Nickel	2
	Application: 8" – 16" Centers	WS84229BL	Matte Black	2
	Drain Assembly Included: Yes			
	Connection Size: 1/2"			
	Connection Type: IPS			
	Cartridge Type: 1234 Duralast Cartridge			
	DURALOCK®	DURALAST®		






GILMOUR™	TWO-HANDLE WIDESPREAD BATHROOM FAUCET	MODEL NO.	FINISH	CASE QTY.
	Mount Type: Widespread	84756SRN	Spot Resist Brushed Nickel	2
	Application: 8" – 16" Centers			
	Drain Assembly Included: Yes			
	Connection Size: 1/2"			
	Connection Type: IPS			
	Cartridge Type: 1234 Duralast Cartridge			
	DURALOCK®	DURALAST®		





Bathroom Faucets





All Moen® bath faucets are limited to 1.2 gpm (4.5 L/min) at 60 psi.
All Moen faucets and parts carry a Limited Lifetime Warranty against leaks, drips and finish defects to the original consumer purchaser.





All Moen® bath faucets are limited to 1.2 gpm (4.5 L/min) at 60 psi.
All Moen faucets and parts carry a Limited Lifetime Warranty against leaks, drips and finish defects to the original consumer purchaser.

TWO-HANDLE WIDESPREAD BATHROOM FAUCETS






GRAEDEN™	TWO-HANDLE WIDESPREAD BATHROOM FAUCET	MODEL NO.	FINISH	CASE QTY.
	Mount Type: Widespread Application: 8" – 16" Centers Drain Assembly Included: Yes Connection Size: 1/2" Connection Type: IPS Cartridge Type: 1234 Duralast® Cartridge	84138SRN	 Spot Resist™ Brushed Nickel	2
		DURALOCK® DURALAST®  		





HILLIARD™	TWO-HANDLE HIGH-ARC WIDESPREAD BATHROOM FAUCET	MODEL NO.	FINISH	CASE QTY.
	Mount Type: Widespread Application: 8" – 16" Centers Drain Assembly Included: Yes Connection Size: 1/2" Connection Type: IPS Cartridge Type: 1234 Duralast® Cartridge	84539	Chrome	2
		84539SRN	 Spot Resist™ Brushed Nickel	2
		84539BRB	Mediterranean Bronze	2
	DURALOCK® DURALAST®  			

LINDOR™	TWO-HANDLE WIDESPREAD BATHROOM FAUCET	MODEL NO.	FINISH	CASE QTY.
	Mount Type: Widespread Application: 8" – 16" Centers Drain Assembly Included: Yes Connection Size: 1/2" Connection Type: IPS Cartridge Type: 1234 Duralast® Cartridge	84504	Chrome	2
		84504SRN	 Spot Resist Brushed Nickel	2
	DURALOCK® DURALAST®  			

OXBY™	TWO-HANDLE WIDESPREAD BATHROOM FAUCET	MODEL NO.	FINISH	CASE QTY.
	Mount Type: Widespread Application: 8" – 16" Centers Drain Assembly Included: Yes Connection Size: 1/2" Connection Type: IPS Cartridge Type: 1234 Duralast Cartridge	WS84661	Chrome	2
		WS84661SRN	 Spot Resist Brushed Nickel	2
	DURALOCK® DURALAST®  			

TWO-HANDLE WIDESPREAD BATHROOM FAUCETS

RINZA™	TWO-HANDLE WIDESPREAD BATHROOM FAUCET	MODEL NO.	FINISH	CASE QTY.
	Mount Type: Widespread Application: 8" – 16" Centers Drain Assembly Included: Yes Connection Size: 1/2" Connection Type: IPS Cartridge Type: 1234 Duralast® Cartridge	84629	Chrome	2
		84629SRN	 Spot Resist™ Brushed Nickel	2
		84629BL	Matte Black	2
	DURALOCK® DURALAST®  			

WETHERLY™	TWO-HANDLE WIDESPREAD BATHROOM FAUCET	MODEL NO.	FINISH	CASE QTY.
	Mount Type: Widespread Application: 8" – 16" Centers Drain Assembly Included: Yes Connection Size: 1/2" Connection Type: IPS Cartridge Type: 1234 Duralast Cartridge	WS84855SRN	 Spot Resist Brushed Nickel	2
		DURALOCK® DURALAST®  		

Tub & Shower/ Shower Only



Rinza™ Two-Handle Widespread Bathroom Faucet / 84629BL







Hilliard™ Posi-Temp® Tub/Shower / 82537SRN



Tub & Shower



Most Moen® tub & shower/shower-only showerheads are limited to 1.75 gpm (6.6 L/min) max or 2.0 gpm (7.6 L/min). All Moen faucets and parts carry a Limited Lifetime Warranty against leaks, drips and finish defects to the original consumer purchaser.

ONE-HANDLE TUB SHOWERS



ADLER™	POSI-TEMP® TUB/SHOWER	MODEL NO.	FINISH	CASE QTY.
	Spout Type: Diverter No. of Showerhead Functions: Four-Function Connection Size: 1/2" Connection Type: IPS/CC Cartridge Type: 1222® One-Piece Washerless Cartridge	82603	Chrome	3
		82603SRN	Spot Resist™ Brushed Nickel	3
				



ADLER	POSI-TEMP TUB/SHOWER	MODEL NO.	FINISH	CASE QTY.
	Spout Type: Diverter No. of Showerhead Functions: Four-Function Connection Size: 1/2" Connection Type: IPS/CC Cartridge Type: 1222 One-Piece Washerless Cartridge	82613SRN	Spot Resist Brushed Nickel	2
				


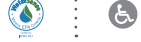
ARLYS™	POSI-TEMP TUB/SHOWER	MODEL NO.	FINISH	CASE QTY.
	Spout Type: Diverter No. of Showerhead Functions: One-Function Connection Size: 1/2" Connection Type: IPS/CC Cartridge Type: 1222 One-Piece Washerless Cartridge	82770	Chrome	2
		82770SRN	Spot Resist Brushed Nickel	2
		82770BL	Matte Black	2
				



BANBURY®	POSI-TEMP TUB/SHOWER	MODEL NO.	FINISH	CASE QTY.
	Spout Type: Diverter No. of Showerhead Functions: One-Function Connection Size: 1/2" Connection Type: IPS/CC Cartridge Type: 1222 One-Piece Washerless Cartridge	82910	Chrome	2
		82910SRN	Spot Resist Brushed Nickel	2
		82910BRB	Mediterranean Bronze	2
				

ONE-HANDLE TUB SHOWERS

BRECKLYN™	POSI-TEMP® TUB/SHOWER WITH MAGNETIX COMBO RAINSHOWER AND HANDHELD	MODEL NO.	FINISH	CASE QTY.
	Spout Type: Diverter No. of Showerhead Functions: Six-Function Connection Size: 1/2" Connection Type: IPS/CC Cartridge Type: 1222® One-Piece Washerless Cartridge	82611SRN	Spot Resist™ Brushed Nickel	2
				

BOARDWALK™	POSI-TEMP® TUB/SHOWER	MODEL NO.	FINISH	CASE QTY.
	Spout Type: Diverter No. of Showerhead Functions: One-Function Connection Size: 1/2" Connection Type: IPS/CC Cartridge Type: 1222® One-Piece Washerless Cartridge	82830	Chrome	2
		82830SRN	Spot Resist™ Brushed Nickel	2
				



CONWAY™	POSI-TEMP TUB/SHOWER	MODEL NO.	FINISH	CASE QTY.
	Spout Type: Diverter No. of Showerhead Functions: One-Function Connection Size: 1/2" Connection Type: IPS/CC Cartridge Type: 1222 One-Piece Washerless Cartridge	82922	Chrome	2
		82922SRN	Spot Resist Brushed Nickel	2
				



DANIKA™	POSI-TEMP TUB/SHOWER	MODEL NO.	FINISH	CASE QTY.
	Spout Type: Diverter No. of Showerhead Functions: One-Function Connection Size: 1/2" Connection Type: IPS/CC Cartridge Type: 1222 One-Piece Washerless Cartridge	82734SRN	Spot Resist Brushed Nickel	2
				



Tub & Shower

Most Moen® tub & shower/shower-only showerheads are limited to 1.75 gpm (6.6 L/min) max or 2.0 gpm (7.6 L/min). All Moen faucets and parts carry a Limited Lifetime Warranty against leaks, drips and finish defects to the original consumer purchaser.

ONE-HANDLE TUB SHOWERS



DARCY™	POSI-TEMP TUB/SHOWER	MODEL NO.	FINISH	CASE QTY.
	Spout Type: Diverter No. of Showerhead Functions: Five-Function Connection Size: 1/2" Connection Type: IPS/CC Cartridge Type: 1222 One-Piece Washerless Cartridge	82550	Chrome	2
		82550SRN	Spot Resist Brushed Nickel	2
				



ESSIE™	POSI-TEMP® TUB/SHOWER	MODEL NO.	FINISH	CASE QTY.
	Spout Type: Diverter No. of Showerhead Functions: Five-Function Connection Size: 1/2" Connection Type: IPS/CC Cartridge Type: 1222® One-Piece Washerless Cartridge	82330	Chrome	2
				



FINNEY™	POSI-TEMP® TUB/SHOWER	MODEL NO.	FINISH	CASE QTY.
	Spout Type: Diverter No. of Showerhead Functions: One-Function Connection Size: 1/2" Connection Type: IPS/CC Cartridge Type: 1222® One-Piece Washerless Cartridge	82721SRN	Spot Resist™ Brushed Nickel	2
				



GENTA™	POSI-TEMP® TUB/SHOWER	MODEL NO.	FINISH	CASE QTY.
	Spout Type: Diverter No. of Showerhead Functions: One-Function Connection Size: 1/2" Connection Type: IPS/CC Cartridge Type: 1222® One-Piece Washerless Cartridge	82760	Chrome	2
		82760SRN	Spot Resist™ Brushed Nickel	2
				

ONE-HANDLE TUB SHOWERS

GIBSON™	POSI-TEMP TUB/SHOWER	MODEL NO.	FINISH	CASE QTY.
	Spout Type: Diverter No. of Showerhead Functions: Six-Function Connection Size: 1/2" Connection Type: IPS/CC Cartridge Type: 1222 One-Piece Washerless Cartridge	82228	Chrome	2
		82228SRN	Spot Resist Brushed Nickel	2
				

GILMOUR™	POSI-TEMP TUB/SHOWER	MODEL NO.	FINISH	CASE QTY.
	Spout Type: Diverter No. of Showerhead Functions: One-Function Connection Size: 1/2" Connection Type: IPS/CC Cartridge Type: 1222 One-Piece Washerless Cartridge	82755SRN	Spot Resist Brushed Nickel	2
				



HILLIARD™	POSI-TEMP TUB/SHOWER	MODEL NO.	FINISH	CASE QTY.
	Spout Type: Diverter No. of Showerhead Functions: Five-Function Connection Size: 1/2" Connection Type: IPS Cartridge Type: 1222 One-Piece Washerless Cartridge	82537	Chrome	2
		82537SRN	Spot Resist Brushed Nickel	2
		82537BRB	Mediterranean Bronze	2
				

LINDOR™	POSI-TEMP® TUB/SHOWER	MODEL NO.	FINISH	CASE QTY.
	Spout Type: Diverter No. of Showerhead Functions: One-Function Connection Size: 1/2" Connection Type: IPS/CC Cartridge Type: 1222® One-Piece Washerless Cartridge	82504	Chrome	2
		82504SRN	Spot Resist™ Brushed Nickel	2
				



Tub & Shower

Most Moen® tub & shower/shower-only showerheads are limited to 1.75 gpm (6.6 L/min) max or 2.0 gpm (7.6 L/min). All Moen faucets and parts carry a Limited Lifetime Warranty against leaks, drips and finish defects to the original consumer purchaser.



ONE-HANDLE TUB SHOWERS



RINZA™	POSI-TEMP TUB/SHOWER	MODEL NO.	FINISH	CASE QTY.
	Spout Type: Diverter No. of Showerhead Functions: One-Function Connection Size: 1/2" Connection Type: IPS/CC Cartridge Type: 1222® One-Piece Washerless Cartridge	82628	Chrome	2
		82628SRN	Spot Resist Brushed Nickel	2
		82628BL	Matte Black	2
				


TIFFIN™	POSI-TEMP TUB/SHOWER	MODEL NO.	FINISH	CASE QTY.
	Spout Type: Diverter No. of Showerhead Functions: Six-Function Connection Size: 1/2" Connection Type: IPS/CC Cartridge Type: 1222 One-Piece Washerless Cartridge	82879	Chrome	2
		82879SRN	Spot Resist Brushed Nickel	2
		82879BRB	Mediterranean Bronze	2
				

WETHERLY™	POSI-TEMP TUB/SHOWER	MODEL NO.	FINISH	CASE QTY.
	Spout Type: Diverter No. of Showerhead Functions: One-Function Connection Size: 1/2" Connection Type: IPS/CC Cartridge Type: 1222 One-Piece Washerless Cartridge	82850SRN	Spot Resist Brushed Nickel	2
				

TWO- AND THREE-HANDLE TUB SHOWERS

ADLER™	TWO-HANDLE TUB/SHOWER	MODEL NO.	FINISH	CASE QTY.
	Spout Type: Diverter No. of Showerhead Functions: One-Function Connection Size: 1/2" Connection Type: IPS/CC Cartridge Type: 1224® One-Piece Washerless Cartridge	82602	Chrome	3
				

ADLER	THREE-HANDLE TUB/SHOWER	MODEL NO.	FINISH	CASE QTY.
	Spout Type: Non-Diverter No. of Showerhead Functions: One-Function Connection Size: 1/2" Connection Type: IPS/CC Cartridge Type: 1224 One-Piece Washerless Cartridge	82663	Chrome	3
				







Adler™ Two-Handle Tub/Shower / 82602



Tub & Shower



Most Moen® tub & shower/shower-only showerheads are limited to 1.75 gpm (6.6 L/min) max or 2.0 gpm (7.6 L/min). All Moen faucets and parts carry a Limited Lifetime Warranty against leaks, drips and finish defects to the original consumer purchaser.

SHOWER-ONLY



ADLER™	POSI-TEMP® SHOWER ONLY	MODEL NO.	FINISH	CASE QTY.
	No. of Showerhead Functions: Four-Function Connection Size: 1/2" Connection Type: IPS/CC Cartridge Type: 1222® One-Piece Washerless Cartridge	82604	Chrome	3
		82604SRN	Spot Resist™ Brushed Nickel	2
				

BANBURY®	POSI-TEMP SHOWER ONLY	MODEL NO.	FINISH	CASE QTY.
	No. of Showerhead Functions: One-Function Connection Size: 1/2" Connection Type: IPS/CC Cartridge Type: 1222 One-Piece Washerless Cartridge	82912SRN	Spot Resist Brushed Nickel	2
				




BOARDWALK™	POSI-TEMP SHOWER ONLY	MODEL NO.	FINISH	CASE QTY.
	No. of Showerhead Functions: One-Function Connection Size: 1/2" Connection Type: IPS/CC Cartridge Type: 1222 One-Piece Washerless Cartridge	82835EP	Chrome	2
		82835EPSRN	Spot Resist Brushed Nickel	2
				




BRECKLYN™	POSI-TEMP SHOWER ONLY WITH MAGNETIX RAINSHOWER AND HANDHELD	MODEL NO.	FINISH	CASE QTY.
	No. of Showerhead Functions: Six-Function Connection Size: 1/2" Connection Type: IPS/CC Cartridge Type: 1222 One-Piece Washerless Cartridge	82610BRB	Mediterranean Bronze	2
				

SHOWER-ONLY

LINDOR™	POSI-TEMP® SHOWER ONLY	MODEL NO.	FINISH	CASE QTY.
	No. of Showerhead Functions: One-Function Connection Size: 1/2" Connection Type: IPS/CC Cartridge Type: 1222® One-Piece Washerless Cartridge	82506SRN	Spot Resist™ Brushed Nickel	2
				

ROMAN TUBS

BANBURY®	TWO-HANDLE ROMAN TUB	MODEL NO.	FINISH	CASE QTY.
	Mount Type: Tub-Only Faucet Application: 10" Centers Connection Size: 1/2" Connection Type: CC Cartridge Type: 1248	86924	Chrome	2
		86924SRN	Spot Resist™ Brushed Nickel	2
				
				

CALDWELL®	TWO-HANDLE ROMAN TUB	MODEL NO.	FINISH	CASE QTY.
	Mount Type: Tub-Only Faucet Application: 10" Centers Connection Size: 1/2" Connection Type: CC Cartridge Type: 1248	86440	Chrome	2
		86440SRN	Spot Resist Brushed Nickel	2
				
				



Caldwell™ Two-Handle Roman Tub / 86440SRN

Showering




Nebia by Moen™ Shower Rail / N207C0CH


Showering


Moen® showerheads are limited to 2.5 gpm (9.5 L/min). WaterSense® certified showerheads are limited to 2.0 gpm (7.6 L/min) and below. All Moen faucets and parts carry a Limited Lifetime Warranty against leaks, drips and finish defects to the original consumer purchaser.


Meets EPA WaterSense criteria to conserve water without sacrificing performance. See page 6 to learn more.

NEBIA BY MOEN™ SHOWER RAIL


NEBIA BY MOEN™	TWO-FUNCTION SHOWER RAIL	MODEL NO.	FLOW RATE	FINISH	CASE QTY.
	Connection Size: 1/2" Connection Type: IPS Showhead Functions: Two-Function Showhead Type: Rainshower with Handshower Showhead Size: 7.9" Diameter Spray Head Type Of Function: Atomized Spray Included: Double Check Valves for Backflow Prevention 23.5" Wall Bracket with 17" Height Range Flow Rate: 1.75 gpm (6.6 L/min) max.	● N207C0CH	1.75 gpm (6.6 L/min) max	Chrome/White	2
		● N207C0SRN	1.75 gpm (6.6 L/min) max	Spot Resist™ Brushed Nickel	2
		● N207C0BL	1.75 gpm (6.6 L/min) max	Matte Black	2
		● N207C0BLC	1.75 gpm (6.6 L/min) max	Matte Black/Chrome	2

NEBIA BY MOEN	ONE-FUNCTION SHOWER RAIL	MODEL NO.	FLOW RATE	FINISH	CASE QTY.
	Connection Size: 1/2" Connection Type: IPS Showhead Functions: One-Function Showhead Type: Rainshower Showhead Size: 7.9" Diameter Spray Head Type Of Function: Atomized Spray Included: Double Check Valves for Backflow Prevention 23.5" Wall Bracket with 17" Height Range Flow Rate: 1.35 gpm (5.1 L/min) max.	● N207R0CH	1.35 gpm (5.1 L/min) max	Chrome/White	2
		● N207R0SRN	1.35 gpm (5.1 L/min) max	Spot Resist Brushed Nickel	2
		● N207R0BL	1.35 gpm (5.1 L/min) max	Matte Black	2
		● N207R0BLC	1.35 gpm (5.1 L/min) max	Matte Black/Chrome	2


NEBIA BY MOEN	ONE-FUNCTION HANDSHOWER	MODEL NO.	FLOW RATE	FINISH	CASE QTY.
	Showhead Functions: One-Function Showhead Type: Handshower Showhead Size: 2-1/2" Diameter Spray Head Type Of Function: Atomized Spray Flow Rate: 0.4 gpm (1.35 L/min) max. Hose Length: 59" Only Compatible with Nebia by Moen Shower Rail	● N207H0CH	0.4 gpm (1.35 L/min) max	Chrome/White	2
		● N207H0SRN	0.4 gpm (1.35 L/min) max	Spot Resist Brushed Nickel	2
		● N207H0BL	0.4 gpm (1.35 L/min) max	Matte Black	2
		● N207H0BLC	0.4 gpm (1.35 L/min) max	Matte Black/Chrome	2

NEBIA BY MOEN	MAGNETIC DOCK	MODEL NO.	FINISH	CASE QTY.
	Includes: Magnetic Docking System Only Compatible with Nebia by Moen Handshower Includes: Two Installation Options- Permanent, Waterproof Adhesive Or Wall Bracket And Screws	N207Z0GLC	White	6
		N207Z0SRN	Spot Resist Brushed Nickel	6
		N207Z0BL	Matte Black	6


MOEN X INLY™ AROMATHERAPY SHOWER

MOEN X INLY™	AROMATHERAPY HANDSHOWER	MODEL NO.	FLOW RATE	FINISH	CASE QTY.
	Infuses essential oils directly into your shower water when desired Includes: INLY Shower Capsule Starter Pack with four unique, spa-inspired fragrances Showhead Functions: six spray settings and 4 aromatherapy dilution settings (high/med/low/off) Showhead Type: Eco-performance handshower Hose Length: 60" Hose Material: Metal Assembled with 2 check valve s for backflow prevention	● IN208H2	1.75 gpm (6.6 L/min) max	Chrome	2
		● IN208H2BN	1.75 gpm (6.6 L/min) max	Spot Resist™ Brushed Nickel	2

MAGNETIX™


MOEN X INLY	AROMATHERAPY COMBINATION SHOWER	MODEL NO.	FLOW RATE	FINISH	CASE QTY.
	Infuses essential oils directly into your shower water when desired Includes: INLY Shower Capsule Starter Pack with four unique, spa-inspired fragrances Showhead Functions: six spray settings and 4 aromatherapy dilution settings (high/med/low/off) Showhead Type: Eco-performance combination shower Hose Length: 60" Hose Material: Metal Assembled with 2 check valves for backflow prevention	● IN208C2	1.75 gpm (6.6 L/min) max	Chrome	2
		● IN208C2BN	1.75 gpm (6.6 L/min) max	Spot Resist Brushed Nickel	2

MAGNETIX™


MOEN X INLY	AROMATHERAPY SHOWER CAPSULE 5 PACKS	MODEL NO.	CASE QTY.	
	• Add an INLY Aromatherapy Shower Capsule to your routine and infuse the shower with essential oils and spa-inspired fragrances made in France.	INC20801	Energetic Morning™	6
		INC20802	Tropical Day™	6
	• Select from 4 unique fragrances [5 capsules per fragrance pack]	INC20803	Sweet Morning™	6
		INC20804	Zen Time™	6
	• Dispense only using INLY compatible Moen Aromatherapy showering devices (sold separately)			

Showering


Moen® showerheads are limited to 2.5 gpm (9.5 L/min). WaterSense® certified showerheads are limited to 2.0 gpm (7.6 L/min) and below. All Moen faucets and parts carry a Limited Lifetime Warranty against leaks, drips and finish defects to the original consumer purchaser.


 Meets EPA WaterSense criteria to conserve water without sacrificing performance. See page 6 to learn more.


WALLMOUNT SHOWERHEADS


ADLER™	FOUR-FUNCTION WALLMOUNT SHOWERHEAD	MODEL NO.	FLOW RATE	FINISH	CASE QTY.
	Showerhead Type: Wallmount No. of Functions: 4 Connection Size: 1/2" Connection Type: IPS	23026	2.5 gpm (9.5 L/min) max	Chrome	4
		● 23026EP	1.75 gpm (6.6 L/min) max	Chrome	4
		● 23026EPW	1.75 gpm (6.6 L/min) max	Glacier	4


WALLMOUNT SHOWERHEADS

NURTURE™	THREE-FUNCTION WALLMOUNT SHOWERHEAD	MODEL NO.	FLOW RATE	FINISH	CASE QTY.
	Showerhead Type: Wallmount No. of Functions: 3 Connection Size: 1/2" Connection Type: IPS	● 23333	1.75 gpm (6.6 L/min) max	Chrome	3
		● 23333SRN	1.75 gpm (6.6 L/min) max	Spot Resist™ Brushed Nickel	3

ADLER	FOUR-FUNCTION WALLMOUNT SHOWERHEAD	MODEL NO.	FLOW RATE	FINISH	CASE QTY.
	Showerhead Type: Wallmount No. of Functions: 4 Connection Size: 1/2" Connection Type: IPS	23027SRN	2.5 gpm (9.5 L/min) max	Spot Resist™ Brushed Nickel	6
		● 23027EPSRN	1.75 gpm (6.6 L/min) max	Spot Resist Brushed Nickel	6

REFRESH®	FIVE-FUNCTION WALLMOUNT SHOWERHEAD	MODEL NO.	FLOW RATE	FINISH	CASE QTY.
	Showerhead Type: Wallmount No. of Functions: 5 Connection Size: 1/2" Connection Type: IPS	26500SRN	2.5 gpm (9.5 L/min) max	Spot Resist Brushed Nickel	3

BANBURY®	FIVE-FUNCTION WALLMOUNT SHOWERHEAD	MODEL NO.	FLOW RATE	FINISH	CASE QTY.
	Showerhead Type: Wallmount No. of Functions: 5 Connection Size: 1/2" Connection Type: IPS	● 23045	1.75 gpm (6.6 L/min) max	Chrome	4
		● 23045SRN	1.75 gpm (6.6 L/min) max	Spot Resist Brushed Nickel	4
		● 23045BRB	1.75 gpm (6.6 L/min) max	Mediterranean Bronze	4
		● 23045W	1.75 gpm (6.6 L/min) max	Glacier	6


IGNITE™	FIVE-FUNCTION WALLMOUNT SHOWERHEAD	MODEL NO.	FLOW RATE	FINISH	CASE QTY.
	Showerhead Type: Wallmount No. of Functions: 5 Connection Size: 1/2" Connection Type: IPS	20090	2.5 gpm (9.5 L/min) max	Chrome	3
		20090SRN	2.5 gpm (9.5 L/min) max	Spot Resist Brushed Nickel	3
		● 209W0SRN	1.75 gpm (6.6L/min)max	Spot Resist Brushed Nickel	2




Refresh® Five-Function Wallmount Showerhead / 26500SRN


Showering


Moen® showerheads are limited to 2.5 gpm (9.5 L/min). WaterSense® certified showerheads are limited to 2.0 gpm (7.6 L/min) and below. All Moen faucets and parts carry a Limited Lifetime Warranty against leaks, drips and finish defects to the original consumer purchaser.

 Meets EPA WaterSense criteria to conserve water without sacrificing performance. See page 6 to learn more.


RAINSHOWERS


ENTHRALL™	FIVE-FUNCTION RAINSHOWER	MODEL NO.	FLOW RATE	FINISH	CASE QTY.
	Showerhead Type: Rainshower No. of Functions: 5 Connection Size: 1/2" Connection Type: IPS	● 21532EP	1.75 gpm (6.6 L/min) max	Chrome	2
		● 21532EPSRN	1.75 gpm (6.6 L/min) max	Spot Resist™ Brushed Nickel	2


INSPIRE®	ONE-FUNCTION RAINSHOWER	MODEL NO.	FLOW RATE	FINISH	CASE QTY.
	Showerhead Type: Rainshower No. of Functions: 1 Connection Size: 1/2" Connection Type: IPS	● 21999	2.5 gpm (9.5 L/min) max	Chrome	2
		● 21999EP	1.75 gpm (6.6 L/min) max	Chrome	2

TITAL™	ONE-FUNCTION RAINSHOWER	MODEL NO.	FLOW RATE	FINISH	CASE QTY.
	Showerhead Type: Rainshower No. of Functions: 1 Connection Size: 1/2" Connection Type: IPS	● 202R2EP	1.75 gpm (6.6 L/min) max	Chrome	2


HANDSHOWERS

ADLER™	EIGHT-FUNCTION HANDSHOWER	MODEL NO.	FLOW RATE	FINISH	CASE QTY.
	Showerhead Type: Handshower No. of Functions: 8 Connection Size: 1/2" Connection Type: IPS Cradle and Hose Included: Yes Hose Length: 60" Hose Material: Plastic	● 23040W	2.5 gpm (9.5 L/min) max	Glacier	2
		● 23040EPW	1.75 gpm (6.6 L/min) max	Glacier	2

BANBURY®	FIVE-FUNCTION HANDSHOWER	MODEL NO.	FLOW RATE	FINISH	CASE QTY.
	Showerhead Type: Handshower No. of Functions: 5 Connection Size: 1/2" Connection Type: IPS Cradle and Hose Included: Yes Hose Length: 60" Hose Material: Metal: 23046, 23046SRN Plastic: 23046BRB, 23046W	● 23046	1.75 gpm (6.6 L/min) max	Chrome	3
		● 23046SRN	1.75 gpm (6.6 L/min) max	Spot Resist™ Brushed Nickel	3
		● 23046BRB	1.75 gpm (6.6 L/min) max	Mediterranean Bronze	2
		● 23046W	1.75 gpm (6.6 L/min) max	Glacier	4

ENGAGE™	SIX-FUNCTION HANDSHOWER	MODEL NO.	FLOW RATE	FINISH	CASE QTY.
	Showerhead Type: Handshower No. of Functions: 6 Connection Size: 1/2" Connection Type: IPS Cradle and Hose Included: Yes Hose Length: 60" Hose Material: Metal: 26100EP, 26100EPSRN TPE: 26100EPBL Assembled with 2 check valves for backflow prevention	● 26100EP	1.75 gpm (6.6 L/min) max	Chrome	2
		● 26100EPSRN	1.75 gpm (6.6 L/min) max	Spot Resist Brushed Nickel	2
		● 26100EPBL	1.75 gpm (6.6 L/min) max	Matte Black	2

MAGNETIX™

ENGAGE	SIX-FUNCTION HANDSHOWER	MODEL NO.	FLOW RATE	FINISH	CASE QTY.
	Showerhead Type: Handshower No. of Functions: 6 Connection Size: 1/2" Connection Type: IPS Cradle and Hose Included: Yes Hose Length: 60" Hose Material: Metal: 26100, 26100SRN Plastic: 26100BRB TPD: 26100BL	26100	2.5 gpm (9.5 L/min) max	Chrome	2
		26100SRN	2.5 gpm (9.5 L/min) max	Spot Resist Brushed Nickel	2
		26100BRB	2.5 gpm (9.5 L/min) max	Mediterranean Bronze	2
		26100BL	2.5 gpm (9.5 L/min) max	Matte Black	2


MAGNETIX™

Showering


Moen® showerheads are limited to 2.5 gpm (9.5 L/min). WaterSense® certified showerheads are limited to 2.0 gpm (7.6 L/min) and below. All Moen faucets and parts carry a Limited Lifetime Warranty against leaks, drips and finish defects to the original consumer purchaser.


Meets EPA WaterSense criteria to conserve water without sacrificing performance. See page 6 to learn more.

HANSHOWERERS


ENGAGE	SIX-FUNCTION HANSHOWER	MODEL NO.	FLOW RATE	FINISH	CASE QTY.
	Showerhead Type: Handshower No. of Functions: 6 Connection Size: 1/2" Connection Type: IPS Cradle and Hose Included: Yes Hose Length: 60" Hose Material: Metal	26112	2.5 gpm (9.5 L/min) max	Chrome	2
		● 26112EP	1.75 gpm (6.6 L/min) max	Chrome	2
		26112SRN	2.5 gpm (9.5 L/min) max	Spot Resist™ Brushed Nickel	2
		● 26112EPSRN	1.75 gpm (6.6 L/min) max	Spot Resist Brushed Nickel	2

MAGNETIX™

IGNITE™	FIVE-FUNCTION HANSHOWER	MODEL NO.	FLOW RATE	FINISH	CASE QTY.
	Showerhead Type: Handshower No. of Functions: 5 Connection Size: 1/2" Connection Type: IPS Cradle and Hose Included: Yes Hose Length: 60" Hose Material: Metal	20091	2.5 gpm (9.5 L/min) max	Chrome	2
		● 209H0	1.75 gpm (6.6 L/min) max	Chrome	2
		20091SRN	2.5 gpm (9.5 L/min) max	Spot Resist Brushed Nickel	2


RENEWAL™	FIVE-FUNCTION HANSHOWER	MODEL NO.	FLOW RATE	FINISH	CASE QTY.
	Showerhead Type: Handshower No. of Functions: 5 Connection Size: 1/2" Connection Type: IPS Cradle and Hose Included: Yes Hose Length: 60" Hose Material: Metal	● 26034	1.75 gpm (6.6 L/min) max	Chrome	2
		● 26034SRN	1.75 gpm (6.6 L/min) max	Spot Resist Brushed Nickel	2

MAGNETIX™ ACCESSORIES


MAGNETIX™	MAGNETIC REMOTE DOCKING SYSTEM	MODEL NO.	FINISH	CASE QTY.
	Remote Dock for Magnetix™ Showerheads Includes: Magnetix docking system [Showerhead sold separately] Includes two installation options: permanent, waterproof adhesive or wall bracket and screws Compatible with the following Magnetix SKUS only: 26009, 26010, 26013, 26100, 26112 Screw and wall bracket install option is required for use with Moen Aromatherapy Showers (Moen model series: IN208H2 & IN208C2)	186117	Chrome	6
		186117SRN	Spot Resist Brushed Nickel	6
		186117BL	Matte Black	6

MAGNETIX™

COMBINATION SHOWERS

ENGAGE™	SIX-FUNCTION COMBINATION SHOWER	MODEL NO.	FLOW RATE	FINISH	CASE QTY.
	Showerhead Type: 3-Way Combination Wallmount with Handshower No. of Functions: 6 Connection Size: 1/2" Connection Type: IPS Cradle and Hose Included: Yes Hose Length: 60" Hose Material: Metal	26009	2.5 gpm (9.5 L/min) max	Chrome	2
		● 26009SRN	2.5 gpm (9.5 L/min) max	Spot Resist™ Brushed Nickel	2


MAGNETIX™

ENGAGE	SIX-FUNCTION COMBINATION SHOWER	MODEL NO.	FLOW RATE	FINISH	CASE QTY.
	Showerhead Type: 3-Way Combination Wallmount with Handshower No. of Functions: 6 Connection Size: 1/2" Connection Type: IPS Cradle and Hose Included: Yes Hose Length: 60" Hose Material: Metal	● 26010	1.75 gpm (6.6 L/min) max	Chrome	2
		● 26010SRN	1.75 gpm (6.6 L/min) max	Spot Resist Brushed Nickel	2

MAGNETIX™

ENGAGE	SIX-FUNCTION COMBINATION SHOWER	MODEL NO.	FLOW RATE	FINISH	CASE QTY.
	Showerhead Type: Combination Rainshower with Handshower and Slidebar No. of Functions: 6 Connection Size: 1/2" Connection Type: IPS Cradle and Hose Included: Yes Hose Length: 60" Hose Material: Metal	28501SRN	2.5 gpm (9.5 L/min) max	Spot Resist Brushed Nickel	2

MAGNETIX™

IGNITE™	FIVE-FUNCTION COMBINATION SHOWER	MODEL NO.	FLOW RATE	FINISH	CASE QTY.
	Showerhead Type: 3-Way Combination Wallmount with Handshower No. of Functions: 5 Connection Size: 1/2" Connection Type: IPS Cradle and Hose Included: Yes Hose Length: 60" Hose Material: Metal	20016	2.5 gpm (9.5 L/min) max	Chrome	2
		● 20016SRN	2.5 gpm (9.5 L/min) max	Spot Resist Brushed Nickel	2

Showering

Moen® showerheads are limited to 2.5 gpm (9.5 L/min). WaterSense® certified showerheads are limited to 2.0 gpm (7.6 L/min) and below. All Moen faucets and parts carry a Limited Lifetime Warranty against leaks, drips and finish defects to the original consumer purchaser.

COMBINATION SHOWERS

REFRESH® SEVEN-FUNCTION COMBINATION SHOWER MODEL NO. FLOW RATE FINISH CASE QTY.



Showerhead Type: 2-Way Combination Rainshower with Handshower
No. of Functions: 7
Connection Size: 1/2"
Connection Type: IPS
Cradle and Hose Included: Yes
Hose Length: 60"
Hose Material: Metal

21005 2.5 gpm (9.5 L/min) max Chrome 2

RENEWAL™ FIVE-FUNCTION COMBINATION SHOWER MODEL NO. FLOW RATE FINISH CASE QTY.



Showerhead Type: Combination Wallmount with Handshower and Slidebar
No. of Functions: 5
Connection Size: 1/2"
Connection Type: IPS
Cradle and Hose Included: Yes
Hose Length: 60"
Hose Material: Metal

● 26035SRN 1.75 gpm (6.6 L/min) Spot Resist™ Brushed Nickel 2

SPRY™ FOUR-FUNCTION COMBINATION SHOWER MODEL NO. FLOW RATE FINISH CASE QTY.



Showerhead Type: 2-Way Combination Wallmount with Handshower
No. of Functions: 4
Connection Size: 1/2"
Connection Type: IPS
Cradle and Hose Included: Yes
Hose Length: 60"
Hose Material: Metal

● 26310 2.0 gpm (7.6 L/min) max Chrome 2

Replacement Parts & Accessories



Sarona™ One-Handle Bathroom Faucet / 84144BRB | Banbury™ Towel Ring / Y2686BRB

Replacement Parts

All Moen® faucets and faucet parts carry a Lifetime Limited Warranty against leaks, drips and finish defects to the original consumer purchaser. Replacement parts and accessories carry a one-year warranty.

SOAP/LOTION DISPENSERS



Model 3942

DESCRIPTION	MODEL NO.	FINISH	CASE QTY.
<ul style="list-style-type: none"> Includes Soap/Lotion Bottle for All Finishes 	3942	Chrome	6
	3942BC	Brushed Chrome	6
	3942BL	Matte Black	6
	3942CSL	Classic Stainless	6
	3942SL	Stainless	6
	3942V	Ivory	6
	3942W	Glacier	6



Model 3944 CSL

DESCRIPTION	MODEL NO.	FINISH	CASE QTY.
<ul style="list-style-type: none"> Includes Soap/Lotion Bottle for All Finishes 	3944	Chrome	6
	3944BB	Brushed Bronze	6
	3944CSL	Classic Stainless	6
	3944ORB	Oil Rubbed Bronze	6
	3944PW	Pewter	6
	3944SL	Stainless	6
	3944W	Glacier	6

CHOICEFLO® REPLACEMENT FILTER



DESCRIPTION	MODEL NO.	CASE QTY.
<ul style="list-style-type: none"> Replacement Filter for F87254 Wickston Filtering Faucet and 77200 AquaSuite® 	9501	6

AERATOR: FEMALE THREAD



DESCRIPTION	MODEL NO.	FINISH	CASE QTY.
<ul style="list-style-type: none"> GPM: 2.2 GPM: 1.5 	3924	Chrome	18
	CA3924	Chrome	18

AERATOR: MALE THREAD



DESCRIPTION	MODEL NO.	FINISH	CASE QTY.
<ul style="list-style-type: none"> GPM: 2.2 GPM: 1.5 	3919	Chrome	18
	CA3919	Chrome	18

AERATOR: SWING-N-SPRAY, FEMALE THREAD



DESCRIPTION	MODEL NO.	FINISH	CASE QTY.
<ul style="list-style-type: none"> GPM: 2.2 Energy Saving Aerator Aerator Swivels 360 Degrees Includes Adapter to Fit Kitchen or Bathroom Faucets 	20200	Chrome	18

MONTICELLO® AERATOR



DESCRIPTION	MODEL NO.	FINISH	CASE QTY.
<ul style="list-style-type: none"> GPM: 2.2 GPM: 1.5 	100112	Chrome	72
	CA100112	Chrome	18

ONE-HANDLE REPLACEMENT BRASS CARTRIDGE



DESCRIPTION	MODEL NO.	CASE QTY.
<ul style="list-style-type: none"> Fits Most Moen One-Handle Faucets (Excluding Posi-Temp® and ExactTemp®) Durable, High Quality Construction 	1200	36

ONE-HANDLE POSI-TEMP REPLACEMENT CARTRIDGE



DESCRIPTION	MODEL NO.	CASE QTY.
<ul style="list-style-type: none"> Used in Moen Posi-Temp Tub/Shower Models 	1222	18

TWO-HANDLE REPLACEMENT CARTRIDGE (HOT OR COLD)



DESCRIPTION	MODEL NO.	CASE QTY.
<ul style="list-style-type: none"> Fits Most Moen Two-Handle Faucets (Except Roman Tubs) 	1224	6

ONE-HANDLE REPLACEMENT CARTRIDGE



DESCRIPTION	MODEL NO.	CASE QTY.
<ul style="list-style-type: none"> Fits Most Moen One-Handle Faucets (Excluding Posi-Temp and ExactTemp) 	1225	36

TWO-HANDLE DURALAST® CERAMIC REPLACEMENT CARTRIDGE



DESCRIPTION	MODEL NO.	CASE QTY.
<ul style="list-style-type: none"> Duralast Two-Handle Cartridge for Select Widespread and Centerset Faucets 	1234	18

TWO-HANDLE ROMAN TUB REPLACEMENT CARTRIDGE



DESCRIPTION	MODEL NO.	CASE QTY.
<ul style="list-style-type: none"> High Flow Roman Tub Cartridge for 4999 Valve 	1248	18

Replacement Parts

All Moen® faucets and faucet parts carry a Lifetime Limited Warranty against leaks, drips and finish defects to the original consumer purchaser. Replacement parts and accessories carry a one-year warranty.

ONE-HANDLE DURALAST CERAMIC REPLACEMENT CARTRIDGE



DESCRIPTION

- 1255® Duralast Cartridge
- Fits Select Moen One-Handle Faucets

MODEL NO.
1255

CASE QTY.
72

KEROX 4000 ONE-HANDLE CERAMIC REPLACEMENT CARTRIDGE



DESCRIPTION

- Fits Select Moen One-Handle Kitchen Faucets

MODEL NO.
4000R

CASE QTY.
18

CARTRIDGE REPAIR KIT – POSI-TEMP



DESCRIPTION

- Fits 1222 Posi-Temp Replacement Cartridges

MODEL NO.
98040

CASE QTY.
18

CARTRIDGE PULLER – ONE-HANDLE



DESCRIPTION

- Cartridge Puller for 1200, 1222 & 1225 One-Handle Cartridges

MODEL NO.
104421

CASE QTY.
36

CARTRIDGE PULLER – TWO-HANDLE



DESCRIPTION

- Removal tool for 1224 and 1248 cartridges

MODEL NO.
179120

CASE QTY.
2

CARTRIDGE CLIP PACK



DESCRIPTION

- Cartridge Clip Pack for Kitchen, Lavatory and Tub/Shower Products

MODEL NO.
179107

CASE QTY.
36

MULTI-FIT SIDE SPRAY CHROME



DESCRIPTION

- Moen Multi-Fit Side Spray Chrome
- Will Adapt to Threaded and Quick Connect Kitchen Faucets

MODEL NO.
179108

CASE QTY.
3

KNOB HANDLE KIT – CHATEAU® LAVATORY



DESCRIPTION

- Chateau One-Handle Lavatory
- Clear Knob with White and Chrome Insert

MODEL NO.
96782

CASE QTY.
18

KNOB HANDLE KIT – CHATEAU TUB/SHOWER



DESCRIPTION

- Chateau One-Handle Tub/Shower
- Clear Knob with White and Chrome Insert

MODEL NO.
98039

CASE QTY.
18

KNOB HANDLE KIT – TOUCH CONTROL™



DESCRIPTION

- Touch Control One-Handle Tub/Shower Knob

MODEL NO.
98037

CASE QTY.
18

KNOB HANDLE INSERT – TOUCH CONTROL



DESCRIPTION

- Touch Control One-Handle Lavatory and Tub/Shower Knob Insert

MODEL NO.
98036

CASE QTY.
18

KNOB HANDLE KIT – LAVATORY



DESCRIPTION

- Handle Mechanism
- Touch Control One-Handle Lavatory Knob

MODEL NO.
98035

CASE QTY.
18

KNOB HANDLE KIT – POSI-TEMP® – CHATEAU



DESCRIPTION

- Chateau One-Handle Tub/Shower with White and Chrome Insert for Posi-Temp Tub/Shower Valves

MODEL NO.
100710

CASE QTY.
18

Replacement Parts

All Moen® faucets and faucet parts carry a Lifetime Limited Warranty against leaks, drips and finish defects to the original consumer purchaser. Replacement parts and accessories carry a one-year warranty.

HANDLE KIT - POSI-TEMP®



DESCRIPTION	MODEL NO.	FINISH	CASE QTY.
<ul style="list-style-type: none"> Metal Lever Handle Works with All Posi-Temp Valves 	179100	Chrome	3

HANDLE ADAPTER KIT - MONTICELLO®



DESCRIPTION	MODEL NO.	CASE QTY.
<ul style="list-style-type: none"> Handle Adapter Service Kit That Will Repair Monticello Centerset, Mini-Wide and Roman Tub Applications 	179103	18

HANDLE ADAPTER KIT - 1225 KITCHEN



DESCRIPTION	MODEL NO.	CASE QTY.
<ul style="list-style-type: none"> Handle Mechanism Used with 1225 Cartridge For One-Handle Kitchen Faucets Includes Hex Wrench Tool 	179104	18

HANDLE ADAPTER KIT - 1225 ONE-HANDLE



DESCRIPTION	MODEL NO.	CASE QTY.
<ul style="list-style-type: none"> Handle Mechanism Used With 1225 Cartridge For One-Handle Kitchen Faucets Includes Hex Wrench Tool 	100429	250

RETAINER PIVOT NUT ONE-HANDLE KITCHEN FAUCET, LEVER



DESCRIPTION	MODEL NO.	CASE QTY.
<ul style="list-style-type: none"> For Select One-Handle Kitchen Faucets 	14699	150

TUB DRAIN WITH TRIP LEVER FOR 14" TO 16" TUBS



DESCRIPTION	MODEL NO.	FINISH	CASE QTY.
<ul style="list-style-type: none"> Tub/Shower Drain Cover Connection Size: 1-1/2" Connection Type: Threaded Shoe Tubing Size: 20 gauge brass Fit Tubs: 14" - 16" Type of Tee: Cast Brass 	90410	Chrome	10
	90410BN	Spot Resist™ Brushed Nickel	10
	90410ORB	Oil Rubbed Bronze	10

TUB DRAIN WITH TRIP LEVER FOR 24" WHIRLPOOL TUBS



DESCRIPTION	MODEL NO.	FINISH	CASE QTY.
<ul style="list-style-type: none"> Tub/Shower Drain Cover Connection Size: 1-1/2" Connection Type: Threaded Shoe Tubing Size: 17 gauge brass Fit Tubs: 24" Type of Tee: Cast Brass 	90480	Chrome	8
	90480BN	Spot Resist Brushed Nickel	8
	90480ORB	Oil Rubbed Bronze	8

TUB DRAIN WITH LIFT-N-DRAIN ASSEMBLY



DESCRIPTION	MODEL NO.	FINISH	CASE QTY.
<ul style="list-style-type: none"> Connection Size: 1-1/2" Connection Type: Threaded Shoe Tubing Type: White PVC Fit Tubs: 14" - 16" 	90530	Chrome	10

SPOUT O-RING KIT



DESCRIPTION	MODEL NO.	CASE QTY.
<ul style="list-style-type: none"> Used to Repair O-Rings in Most Kitchen Faucets with Rotating Spouts 	96778	36

Replacement Parts

All Moen® faucets and faucet parts carry a Lifetime Limited Warranty against leaks, drips and finish defects to the original consumer purchaser. Replacement parts and accessories carry a one-year warranty.

DECORATIVE METAL DIVERTER TUB SPOUT



DESCRIPTION

- Adapts to 1/2" Slip Fit Connections
- Includes Optional Decorative Metal Flange
- All Metal Constructions

MODEL NO.
179101

FINISH
Chrome

CASE QTY.
3

POSI-TEMP ESCUTCHEON PLATE



DESCRIPTION

- Chrome Escutcheon Plate That Will Adapt to Any Posi-Temp Valve

MODEL NO.
179102

FINISH
Chrome

CASE QTY.
6

ESCUTCHEON PLATE WITH HANDLE



DESCRIPTION

- Escutcheon Plate With Handle Trim Kit

MODEL NO.
181119
181119SRN

FINISH
Chrome
Spot Resist™ Brushed Nickel

CASE QTY.
6
6

ONE-HANDLE TUB SHOWER POSI VALVE KIT



DESCRIPTION

- Posi-Temp 1/2" IPS or CC Connection
Includes Pressure Balancing

MODEL NO.
82510

CASE QTY.
2

POP-UP DRAIN ASSEMBLY



DESCRIPTION

- Replaces Most Standard Pop-Up Drain Assemblies
- 1.25" Diameter

MODEL NO.
179110

FINISH
Chrome

CASE QTY.
3

Accessories Collections



Arllys® One-Handle Bathroom Faucet / 84770BL | Arllys Hand Towel Bar / Y5786BL




Product can be ordered in case quantity or individually.

FINISH OPTIONS



DESCRIPTION	FINISH	MODEL NO.	CASE QTY.
DOUBLE ROBE HOOK	Chrome	Y5703CH	12
	Brushed Nickel	Y5703BN	12
	Matte Black	Y5703BL	12
EUROPEAN PAPER HOLDER	Chrome	Y5708CH	3
	Brushed Nickel	Y5708BN	3
	Matte Black	Y5708BL	3
18" TOWEL BAR	Chrome	Y5718CH	3
	Brushed Nickel	Y5718BN	3
	Matte Black	Y5718BL	3
24" TOWEL BAR	Chrome	Y5724CH	3
	Brushed Nickel	Y5724BN	3
	Matte Black	Y5724BL	3
HAND TOWEL BAR	Chrome	Y5786CH	3
	Brushed Nickel	Y5786BN	3
	Matte Black	Y5786BL	3



Product can be ordered in case quantity or individually.

FINISH OPTIONS



DESCRIPTION	FINISH	MODEL NO.	CASE QTY.
ROBE HOOK	Chrome	5802CH	24
PAPER HOLDER	Chrome	5808CH	3
	Chrome	BP5808CH	6
18" TOWEL BAR	Chrome	5818CH	3
24" TOWEL BAR	Chrome	5824CH	3
	Chrome	BP5824CH	6
TOWEL RING	Chrome	5886CH	3
	Chrome	BP5886CH	6



Pivoting Technology, see page 12 to learn more.

Product can be ordered in case quantity or individually.

FINISH OPTIONS



DESCRIPTION	FINISH	MODEL NO.	CASE QTY.
DOUBLE ROBE HOOK	Chrome	DN7903CH	12
	Mediterranean Bronze	DN7903BRB	12
PIVOTING PAPER HOLDER 	Chrome	DN7908CH	3
	Mediterranean Bronze	DN7908BRB	3
18" TOWEL BAR	Chrome	DN7918CH	3
	Mediterranean Bronze	DN7918BRB	3
24" TOWEL BAR	Chrome	DN7924CH	3
	Mediterranean Bronze	DN7924BRB	3
TOWEL RING	Chrome	DN7986CH	2
	Mediterranean Bronze	DN7986BRB	2





Banbury®

Faucet-Matching Collection












Spot Resist™ Finish, see page 11 to learn more.

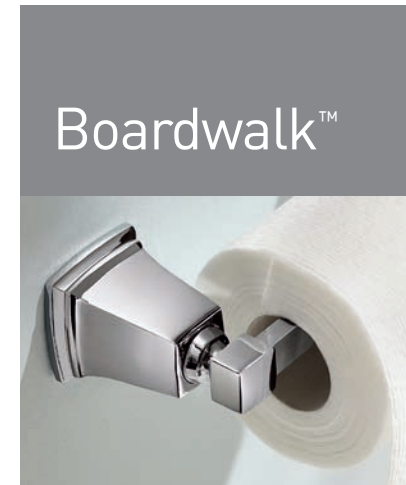
Pivoting Technology, see page 12 to learn more.

Product can be ordered in case quantity or individually.

FINISH OPTIONS



DESCRIPTION	FINISH	MODEL NO.	CASE QTY.
 TANK LEVER	Brushed Nickel	Y2601BN	12
	Mediterranean Bronze	Y2601BRB	12
 DOUBLE ROBE HOOK	Chrome	Y2603CH	12
	Brushed Nickel	Y2603BN	24
	Mediterranean Bronze	Y2603BRB	12
 PIVOTING PAPER HOLDER (P)	Chrome	Y2608CH	3
	Brushed Nickel	Y2608BN	3
	Mediterranean Bronze	Y2608BRB	3
 18" TOWEL BAR	Chrome	Y2618CH	3
	Brushed Nickel	Y2618BN	3
	Mediterranean Bronze	Y2618BRB	3
 24" DOUBLE TOWEL BAR	Chrome	Y2622CH	2
	Brushed Nickel	Y2622BN	2
	Mediterranean Bronze	Y2622BRB	2
 24" TOWEL BAR	Chrome	Y2624CH	3
	Brushed Nickel	Y2624BN	3
	Mediterranean Bronze	Y2624BRB	3
 TOWEL RING	Chrome	Y2686CH	3
	Brushed Nickel	Y2686BN	3
	Mediterranean Bronze	Y2686BRB	3
 GLASS SHELF	Chrome	Y2690CH	2
	Brushed Nickel	Y2690BN	2
	Mediterranean Bronze	Y2690BRB	2
 MIRROR	Chrome	Y2692CH	2
	Brushed Nickel	Y2692BN	2
	Mediterranean Bronze	Y2692BRB	2
 TOWEL SHELF	Brushed Nickel	Y2694BN	2
 3-PIECE KIT (P) Includes pivoting paper holder, 24" towel bar and towel ring.	Brushed Nickel	Y2633BN	4



Boardwalk™

Faucet-Matching Collection

Complies with Americans with Disabilities Act (ADA) specifications.







Spot Resist™ Finish, see page 11 to learn more.

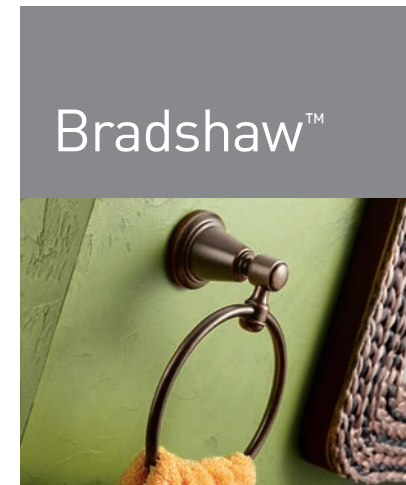
Pivoting Technology, see page 12 to learn more.

Product can be ordered in case quantity or individually.

FINISH OPTIONS



DESCRIPTION	FINISH	MODEL NO.	CASE QTY.
 DOUBLE ROBE HOOK	Chrome	Y3203CH	12
	Brushed Nickel	Y3203BN	12
	Mediterranean Bronze	Y3203BRB	12
 PIVOTING PAPER HOLDER (P)	Chrome	Y3208CH	3
	Brushed Nickel	Y3208BN	3
	Mediterranean Bronze	Y3208BRB	12
 18" TOWEL BAR	Chrome	Y3218CH	3
	Brushed Nickel	Y3218BN	3
	Mediterranean Bronze	Y3218BRB	12
 24" TOWEL BAR	Chrome	Y3224CH	3
	Brushed Nickel	Y3224BN	3
	Mediterranean Bronze	Y3224BRB	12
 TOWEL RING	Chrome	Y3286CH	3
	Brushed Nickel	Y3286BN	3
	Mediterranean Bronze	Y3286BRB	12
 16" GRAB BAR	Brushed Nickel	YG3216BN	3











Bradshaw™

Product can be ordered in case quantity or individually.

FINISH OPTIONS



DESCRIPTION	FINISH	MODEL NO.	CASE QTY.
 TANK LEVER	Oil Rubbed Bronze	DN3601ORB	12
 ROBE HOOK	Oil Rubbed Bronze	DN3603ORB	24
 PAPER HOLDER	Oil Rubbed Bronze	DN3608ORB	3
 18" TOWEL BAR	Oil Rubbed Bronze	DN3618ORB	3
 24" DOUBLE TOWEL BAR	Oil Rubbed Bronze	DN3622ORB	3
 24" TOWEL BAR	Oil Rubbed Bronze	DN3624ORB	3
 TOWEL RING	Oil Rubbed Bronze	DN3686ORB	3



Caldwell®

Faucet-Matching Collection

Spot Resist™ Finish, see page 11 to learn more.

Pivoting Technology, see page 12 to learn more.

Product can be ordered in case quantity or individually.

FINISH OPTIONS



DESCRIPTION	FINISH	MODEL NO.	CASE QTY.
ROBE HOOK	Chrome	Y3103CH	12
	Brushed Nickel	Y3103BN	12
	Mediterranean Bronze	Y3103BRB	12
PIVOTING PAPER HOLDER 	Chrome	Y3108CH	3
	Brushed Nickel	Y3108BN	3
	Mediterranean Bronze	Y3108BRB	3
18" TOWEL BAR	Chrome	Y3118CH	3
	Brushed Nickel	Y3118BN	3
	Mediterranean Bronze	Y3118BRB	3
24" DOUBLE TOWEL BAR	Chrome	Y3122CH	3
	Brushed Nickel	Y3122BN	3
	Mediterranean Bronze	Y3122BRB	3
24" TOWEL BAR	Chrome	Y3124CH	3
	Brushed Nickel	Y3124BN	3
	Mediterranean Bronze	Y3124BRB	3
TOWEL RING	Chrome	Y3186CH	3
	Brushed Nickel	Y3186BN	3
	Mediterranean Bronze	Y3186BRB	3
3 PIECE KIT Includes pivoting paper holder, 18" towel bar and towel ring	Brushed Nickel	Y3193BN	4



Danika™

Faucet-Matching Collection

Spot Resist Finish, see page 11 to learn more.

Pivoting Technology, see page 12 to learn more.

Product can be ordered in case quantity or individually.

FINISH OPTIONS



DESCRIPTION	FINISH	MODEL NO.	CASE QTY.
ROBE HOOK	Brushed Nickel	BH2903BN	12
PIVOTING PAPER HOLDER 	Brushed Nickel	BH2908BN	3
18" TOWEL BAR	Brushed Nickel	BH2918BN	3
24" TOWEL BAR	Brushed Nickel	BH2924BN	3
TOWEL RING	Brushed Nickel	BH2986BN	3



Danbury®

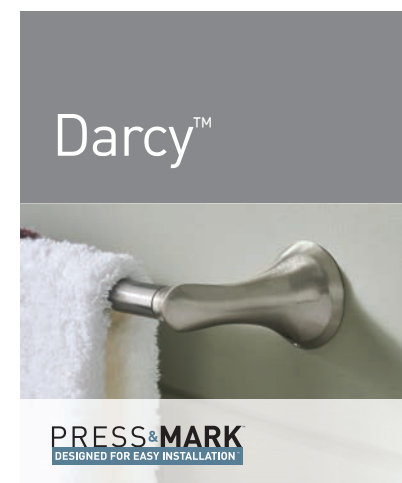
Spot Resist Finish, see page 11 to learn more.

Product can be ordered in case quantity or individually.

FINISH OPTIONS



DESCRIPTION	FINISH	MODEL NO.	CASE QTY.
DOUBLE ROBE HOOK	Brushed Nickel	DN6703BN	24
	Oil Rubbed Bronze	DN6703ORB	24
EUROPEAN PAPER HOLDER	Brushed Nickel	DN6708BN	3
	Oil Rubbed Bronze	DN6708ORB	3
18" TOWEL BAR	Brushed Nickel	DN6718BN	3
	Oil Rubbed Bronze	DN6718ORB	3
24" TOWEL BAR	Brushed Nickel	DN6724BN	3
	Oil Rubbed Bronze	DN6724ORB	3
TOWEL RING	Brushed Nickel	DN6786BN	3
	Oil Rubbed Bronze	DN6786ORB	3



Darcy™

PRESS & MARK
DESIGNED FOR EASY INSTALLATION

Faucet-Matching Collection


Spot Resist Finish, see page 11 to learn more.

Product can be ordered in case quantity or individually.

FINISH OPTIONS



DESCRIPTION	FINISH	MODEL NO.	CASE QTY.
ROBE HOOK	Chrome	MY1503CH	12
	Brushed Nickel	MY1503BN	12
EUROPEAN PAPER HOLDER	Chrome	MY1509CH	3
	Brushed Nickel	MY1509BN	3
18" TOWEL BAR	Chrome	MY1518CH	3
	Brushed Nickel	MY1518BN	3
24" TOWEL BAR	Chrome	MY1524CH	3
	Brushed Nickel	MY1524BN	3
TOWEL RING	Chrome	MY1586CH	3
	Brushed Nickel	MY1586BN	3



Spot Resist Finish, see page 11 to learn more.


Pivoting Technology, see page 12 to learn more.

Product can be ordered in case quantity or individually.

FINISH OPTIONS



DESCRIPTION	FINISH	MODEL NO.	CASE QTY.
ROBE HOOK	Chrome	DN9103CH	12
	Brushed Nickel	DN9103BN	12
	Mediterranean Bronze	DN9103BRB	12
PIVOTING PAPER HOLDER 	Chrome	DN9108CH	3
	Brushed Nickel	DN9108BN	3
	Mediterranean Bronze	DN9108BRB	3
18" TOWEL BAR	Chrome	DN9118CH	3
	Brushed Nickel	DN9118BN	3
	Mediterranean Bronze	DN9118BRB	3
24" TOWEL BAR	Chrome	DN9124CH	3
	Brushed Nickel	DN9124BN	3
	Mediterranean Bronze	DN9124BRB	3
TOWEL RING	Chrome	DN9186CH	2
	Brushed Nickel	DN9186BN	2
	Mediterranean Bronze	DN9186BRB	2



Faucet-Matching Collection

Spot Resist Finish, see page 11 to learn more.

Pivoting Technology, see page 12 to learn more.

Product can be ordered in case quantity or individually.

FINISH OPTIONS



DESCRIPTION	FINISH	MODEL NO.	CASE QTY.
DOUBLE ROBE HOOK	Brushed Nickel	Y6303BN	12
PIVOTING PAPER HOLDER 	Brushed Nickel	Y6308BN	3
18" TOWEL BAR	Brushed Nickel	Y6318BN	3
24" TOWEL BAR	Brushed Nickel	Y6324BN	3
TOWEL RING	Brushed Nickel	Y6386BN	3



Faucet-Matching Collection

Spot Resist Finish, see page 11 to learn more.

Pivoting Technology, see page 12 to learn more.

Product can be ordered in case quantity or individually.

FINISH OPTIONS




DESCRIPTION	FINISH	MODEL NO.	CASE QTY.
PIVOTING PAPER HOLDER	Chrome	BH3808CH	3
HAND TOWEL BAR	Chrome	BH3886CH	3
SINGLE ROBE HOOK	Chrome	BH3803CH	12
24" TOWEL BAR	Chrome	BH3824CH	3
18" TOWEL BAR	Chrome	BH3818CH	3





Faucet-Matching Collection












 Spot Resist Finish, see page 11 to learn more.

 Pivoting Technology, see page 12 to learn more.

Product can be ordered in case quantity or individually.

FINISH OPTIONS



DESCRIPTION	FINISH	MODEL NO.	CASE QTY.
 DOUBLE ROBE HOOK	 Brushed Nickel	MY0303BN	12
 PIVOTING PAPER HOLDER 	 Brushed Nickel	MY0308BN	3
 18" TOWEL BAR	 Brushed Nickel	MY0318BN	3
 24" TOWEL BAR	 Brushed Nickel	MY0324BN	3
 TOWEL RING	 Brushed Nickel	MY0386BN	3




PRESS&MARK™
DESIGNED FOR EASY INSTALLATION™

Ink stamp innovation makes installation fast, simple and easy.

OUR FAST AND EASY INSTALLATION! Moen® Press & Mark™ bath hardware features a washable ink stamp to show you exactly where to drill — eliminating the need for a traditional paper template. Select accessories with Press & Mark even include a self-adhesive level, helping to ensure proper and accurate installation.


1

Choose Location




2

Press & Mark




3

Drill & Mount





Washable ink stamp shows you exactly where to drill.








BONUS! Self-adhesive level included on select accessories.




- Complies with Americans with Disabilities Act (ADA) specifications.
 - Spot Resist™ Finish, see page 11 to learn more.
 - Pivoting Technology, see page 12 to learn more.
- Product can be ordered in case quantity or individually.

FINISH OPTIONS









DESCRIPTION	FINISH	MODEL NO.	CASE QTY.
 18" TOWEL BAR	Chrome	MY3518CH	3
	Brushed Nickel	MY3518BN	3
	Matte Black	MY3518BL	3
 24" DOUBLE TOWEL BAR	Chrome	MY3524CH	3
	Brushed Nickel	MY3524BN	3
	Matte Black	MY3524BL	3
 PIVOTING PAPER HOLDER (P)	Chrome	MY3508CH	3
	Brushed Nickel	MY3508BN	3
	Matte Black	MY3508BL	3
 DOUBLE ROBE HOOK	Chrome	MY3503CH	12
	Brushed Nickel	MY3503BN	12
	Matte Black	MY3503BL	12
 TOWEL RING	Chrome	MY3586CH	3
	Brushed Nickel	MY3586BN	3
	Matte Black	MY3586BL	3



- Faucet-Matching Collection**
- Spot Resist™ Finish, see page 11 to learn more.
 - Pivoting Technology, see page 12 to learn more.
- Product can be ordered in case quantity or individually.

FINISH OPTIONS



DESCRIPTION	FINISH	MODEL NO.	CASE QTY.
 ROBE HOOK	Chrome	MY2703CH	12
	Brushed Nickel	MY2703BN	12
	Mediterranean Bronze	MY2703BRB	12
 PIVOTING PAPER HOLDER (P)	Chrome	MY2708CH	2
	Brushed Nickel	MY2708BN	2
	Mediterranean Bronze	MY2708BRB	2
 18" TOWEL BAR	Chrome	MY2718CH	2
	Brushed Nickel	MY2718BN	2
	Mediterranean Bronze	MY2718BRB	2
 24" DOUBLE TOWEL BAR	Chrome	MY2722CH	2
	Brushed Nickel	MY2722BN	2
	Mediterranean Bronze	MY2722BRB	2
 24" TOWEL BAR	Chrome	MY2724CH	2
	Brushed Nickel	MY2724BN	2
	Mediterranean Bronze	MY2724BRB	2
 TOWEL RING	Chrome	MY2786CH	2
	Brushed Nickel	MY2786BN	2
	Mediterranean Bronze	MY2786BRB	2





Complies with Americans with Disabilities Act (ADA) specifications.

Spot Resist™ Finish, see page 11 to learn more.









Pivoting Technology, see page 12 to learn more.

Wholesale Box









Product can be ordered in case quantity or individually.

FINISH OPTIONS



DESCRIPTION	FINISH	MODEL NO.	CASE QTY.
 ROBE HOOK	Chrome	DN0703CH	12
	Brushed Nickel	DN0703BN	12
 PIVOTING PAPER HOLDER 	Chrome	DN0708CH	3
	Brushed Nickel	DN0708BN	3
 SINGLE-POST PAPER HOLDER	Chrome	DN0709CH	3
	Brushed Nickel	DN0709BN	3
 18" TOWEL BAR	Chrome	DN0718CH	3
	Brushed Nickel	DN0718BN	3
 24" DOUBLE TOWEL BAR	Chrome	DN0722CH	3
	Brushed Nickel	DN0722BN	3
 24" TOWEL BAR	Chrome	DN0724CH	3
	Brushed Nickel	DN0724BN	3
 TOWEL RING	Chrome	DN0786CH	3
	Brushed Nickel	DN0786BN	3
 3 PIECE SET Includes pivoting paper holder, 18" towel bar and towel ring	Chrome	DN0793CH	4



DESCRIPTION	FINISH	MODEL NO.	CASE QTY.
 GLASS SHELF	Chrome	DN0790CH	3
	Brushed Nickel	DN0790BN	3
 MIRROR	Chrome	DN0792CH	3
	Brushed Nickel	DN0792BN	3
 TOWEL SHELF	Chrome	DN0794CH	2
	Brushed Nickel	DN0794BN	2
 12" GRAB BAR 	Chrome	YG0712CH	6
	Brushed Nickel	YG0712BN	6
 18" GRAB BAR 	Chrome	YG0718CH	6
	Brushed Nickel	YG0718BN	6
 24" GRAB BAR 	Chrome	YG0724CH	6
	Brushed Nickel	YG0724BN	6
 36" GRAB BAR 	Chrome	YG0736CH	6
	Brushed Nickel	YG0736BN	6
 42" GRAB BAR 	Chrome	YG0742CH	6
	Brushed Nickel	YG0742BN	6





Complies with Americans with Disabilities Act (ADA) specifications.

Spot Resist™ Finish, see page 11 to learn more.

Pivoting Technology, see page 12 to learn more.

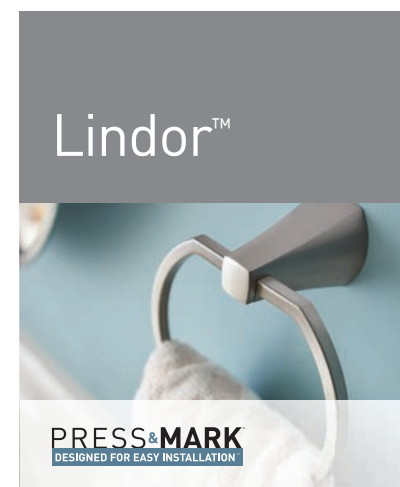
Wholesale Box

Product can be ordered in case quantity or individually.

FINISH OPTIONS



DESCRIPTION	FINISH	MODEL NO.	CASE QTY.
ONE GLOBE BATH LIGHT	Chrome	DN0761CH	2
	Brushed Nickel	DN0761BN	2
TWO GLOBE BATH LIGHT	Chrome	DN0762CH	2
	Brushed Nickel	DN0762BN	2
THREE GLOBE BATH LIGHT	Chrome	DN0763CH	2
	Brushed Nickel	DN0763BN	2
FOUR GLOBE BATH LIGHT	Chrome	YG0764CH	2
	Brushed Nickel	YG07164BN	2



Faucet-Matching Collection

Spot Resist Finish, see page 11 to learn more.

Pivoting Technology, see page 12 to learn more.

Product can be ordered in case quantity or individually.

FINISH OPTIONS




NEW!



DESCRIPTION	FINISH	MODEL NO.	CASE QTY.
ROBE HOOK	Chrome	MY8703CH	12
	Brushed Nickel	MY8703BN	12
PIVOTING PAPER HOLDER 	Chrome	MY8708CH	3
	Brushed Nickel	MY8708BN	3
18" TOWEL BAR	Chrome	MY8718CH	3
	Brushed Nickel	MY8718BN	3
24" TOWEL BAR	Chrome	MY8724CH	3
	Brushed Nickel	MY8724BN	3
TOWEL RING	Chrome	MY8786CH	3
	Brushed Nickel	MY8786BN	3
3 PIECE KIT 	Chrome	MY8793CH	4

Includes pivoting paper holder, 18" towel bar and towel ring





Lounge™


Spot Resist™ Finish, see page 11 to learn more.

Product can be ordered in case quantity or individually.

FINISH OPTIONS



DESCRIPTION	FINISH	MODEL NO.	CASE QTY.
DOUBLE ROBE HOOK	Chrome	DN7703CH	24
	Brushed Nickel	DN7703BN	24
EUROPEAN PAPER HOLDER	Chrome	DN7708CH	3
	Brushed Nickel	DN7708BN	3
18" TOWEL BAR	Chrome	DN7718CH	3
	Brushed Nickel	DN7718BN	3
24" DOUBLE TOWEL BAR	Chrome	DN7722CH	3
	Brushed Nickel	DN7722BN	3
24" TOWEL BAR	Chrome	DN7724CH	3
	Brushed Nickel	DN7724BN	3
TOWEL RING	Chrome	DN7786CH	3
	Brushed Nickel	DN7786BN	3
GLASS SHELF	Chrome	DN7790CH	3
	Brushed Nickel	DN7790BN	3



Oxby™

Faucet-Matching Collection

Spot Resist Finish, see page 11 to learn more.

Pivoting Technology, see page 12 to learn more.

Product can be ordered in case quantity or individually.

FINISH OPTIONS



DESCRIPTION	FINISH	MODEL NO.	CASE QTY.
ROBE HOOK	Brushed Nickel	Y1203BN	12
PIVOTING PAPER HOLDER	Brushed Nickel	Y1208BN	3
18" TOWEL BAR	Brushed Nickel	Y1218BN	3
24" TOWEL BAR	Brushed Nickel	Y1224BN	3
TOWEL RING	Brushed Nickel	Y1286BN	3



Madison™

Product can be ordered in case quantity or individually.

FINISH OPTIONS



DESCRIPTION	FINISH	MODEL NO.	CASE QTY.
DOUBLE ROBE HOOK	Pewter	DN6903PW	24
PAPER HOLDER	Pewter	DN6908PW	3
18" TOWEL BAR	Pewter	DN6918PW	3
24" TOWEL BAR	Pewter	DN6924PW	3
TOWEL RING	Pewter	DN6986PW	3



Preston™

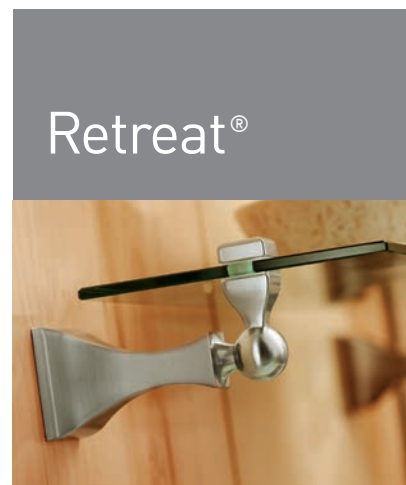
Spot Resist Finish, see page 12 to learn more.

Product can be ordered in case quantity or individually.

FINISH OPTIONS



DESCRIPTION	FINISH	MODEL NO.	CASE QTY.
DOUBLE ROBE HOOK	Chrome	DN8403CH	12
	Brushed Nickel	DN8403BN	12
EUROPEAN PAPER HOLDER	Chrome	DN8408CH	3
	Brushed Nickel	DN8408BN	3
18" TOWEL BAR	Chrome	DN8418CH	3
	Brushed Nickel	DN8418BN	3
24" DOUBLE TOWEL BAR	Chrome	DN8422CH	3
24" TOWEL BAR	Chrome	DN8424CH	3
	Brushed Nickel	DN8424BN	3
TOWEL RING	Chrome	DN8486CH	3
	Brushed Nickel	DN8486BN	3
GLASS SHELF	Chrome	DN8490CH	3
3-PIECE KIT	Chrome	DN8433CH	4
	Brushed Nickel	DN8433BN	4




Spot Resist™ Finish, see page 11 to learn more.


Pivoting Technology, see page 12 to learn more.

Product can be ordered in case quantity or individually.

FINISH OPTIONS



DESCRIPTION	FINISH	MODEL NO.	CASE QTY.
ROBE HOOK	Chrome	DN8303CH	24
	Brushed Nickel	DN8303BN	24
PIVOTING PAPER HOLDER 	Chrome	DN8308CH	3
	Brushed Nickel	DN8308BN	3
18" TOWEL BAR	Chrome	DN8318CH	3
	Brushed Nickel	DN8318BN	3
24" DOUBLE TOWEL BAR	Chrome	DN8322CH	3
	Brushed Nickel	DN8322BN	3
24" TOWEL BAR	Chrome	DN8324CH	3
	Brushed Nickel	DN8324BN	3
TOWEL RING	Chrome	DN8386CH	3
	Brushed Nickel	DN8386BN	3
GLASS SHELF	Chrome	DN8390CH	3
	Brushed Nickel	DN8390BN	3



Spot Resist Finish, see page 11 to learn more.

Pivoting Technology, see page 12 to learn more.

Product can be ordered in case quantity or individually.

FINISH OPTIONS



DESCRIPTION	FINISH	MODEL NO.	CASE QTY.
TANK LEVER	Chrome	DN6801CH	3
	Brushed Nickel	DN6801BN	12
	Oil Rubbed Bronze	DN6801ORB	12
ROBE HOOK	Chrome	DN6803CH	3
	Brushed Nickel	DN6803BN	12
	Oil Rubbed Bronze	DN6803ORB	24
PAPER HOLDER	Chrome	DN6808CH	3
	Brushed Nickel	DN6808BN	3
	Oil Rubbed Bronze	DN6808ORB	3
PIVOTING PAPER HOLDER 	Brushed Nickel	DN6899BN	3
18" TOWEL BAR	Chrome	DN6818CH	3
	Brushed Nickel	DN6818BN	3
	Oil Rubbed Bronze	DN6818ORB	3
24" DOUBLE TOWEL BAR	Brushed Nickel	DN6822BN	3
24" TOWEL BAR	Chrome	DN6824CH	3
	Brushed Nickel	DN6824BN	3
	Oil Rubbed Bronze	DN6824ORB	3
FREESTANDING PAPER HOLDER	Brushed Nickel	DN6850BN	2
TOWEL RING	Chrome	DN6886CH	3
	Brushed Nickel	DN6886BN	3
	Oil Rubbed Bronze	DN6886ORB	3
GLASS SHELF	Brushed Nickel	DN6890BN	3
MIRROR	Brushed Nickel	DN6892BN	3
TOWEL SHELF	Brushed Nickel	BH5294BN	2



Spot Resist™ Finish, see page 11 to learn more.

Pivoting Technology, see page 12 to learn more.

Product can be ordered in case quantity or individually.

FINISH OPTIONS





DESCRIPTION	FINISH	MODEL NO.	CASE QTY.
HAND TOWEL BAR	Chrome	Y1186CH	3
	Brushed Nickel	Y1186BN	3
	Matte Black	Y1186BL	3
18" TOWEL BAR	Chrome	Y1118CH	3
	Brushed Nickel	Y1118BN	3
	Matte Black	Y1118BL	3
24" TOWEL BAR	Chrome	Y1124CH	3
	Brushed Nickel	Y1124BN	3
	Matte Black	Y1124BL	3
PIVOTING PAPER HOLDER 	Chrome	Y1108CH	3
	Brushed Nickel	Y1108BN	3
	Matte Black	Y1108BL	3
SINGLE ROBE HOOK	Chrome	Y1103CH	12
	Brushed Nickel	Y1103BN	12
	Matte Black	Y1103BL	12



Stockton®













 Spot Resist™ Finish, see page 11 to learn more.

 Pivoting Technology, see page 12 to learn more.

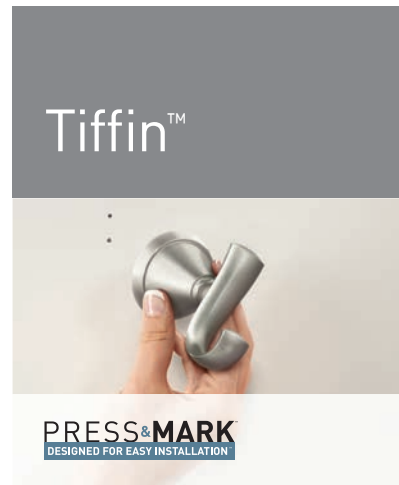
Product can be ordered in case quantity or individually.

FINISH OPTIONS



DESCRIPTION	FINISH	MODEL NO.	CASE QTY.
DOUBLE ROBE HOOK	 Brushed Nickel	DN4103BN	12
PIVOTING PAPER HOLDER 	 Brushed Nickel	DN4108BN	3
18" TOWEL BAR	 Brushed Nickel	DN4118BN	3
24" DOUBLE TOWEL BAR	 Brushed Nickel	DN4122BN	3
24" TOWEL BAR	 Brushed Nickel	DN4124BN	3
FREESTANDING PAPER HOLDER 	 Brushed Nickel	DN4150BN	3
TOWEL RING	 Brushed Nickel	DN4186BN	3
GLASS SHELF	 Brushed Nickel	DN4190BN	3





Faucet-Matching Collection






Spot Resist Finish, see page 11 to learn more.

Pivoting Technology, see page 12 to learn more.

Product can be ordered in case quantity or individually.

FINISH OPTIONS



DESCRIPTION	FINISH	MODEL NO.	CASE QTY.
 ROBE HOOK	Brushed Nickel	MY4803BN	12
	Mediterranean Bronze	MY4803BRB	12
 PIVOTING PAPER HOLDER 	Brushed Nickel	MY4808BN	2
	Mediterranean Bronze	MY4808BRB	2
 18" TOWEL BAR	Brushed Nickel	MY4818BN	2
	Mediterranean Bronze	MY4818BRB	2
 24" TOWEL BAR	Brushed Nickel	MY4824BN	2
	Mediterranean Bronze	MY4824BRB	2
 TOWEL RING	Brushed Nickel	MY4886BN	2
	Mediterranean Bronze	MY4886BRB	2









Spot Resist™ Finish, see page 11 to learn more.


Pivoting Technology, see page 12 to learn more.

Product can be ordered in case quantity or individually.

FINISH OPTIONS



DESCRIPTION	FINISH	MODEL NO.	CASE QTY.
 DOUBLE ROBE HOOK	Brushed Nickel	DN8203BN	24
 PIVOTING PAPER HOLDER 	Brushed Nickel	DN8208BN	3
 18" TOWEL BAR	Brushed Nickel	DN8218BN	3
 24" DOUBLE TOWEL BAR	Brushed Nickel	DN8222BN	3
 24" TOWEL BAR	Brushed Nickel	DN8224BN	3
 TOWEL RING	Brushed Nickel	DN8286BN	3








Spot Resist Finish, see page 11 to learn more.

Pivoting Technology, see page 12 to learn more.

Product can be ordered in case quantity or individually.

FINISH OPTIONS










DESCRIPTION	FINISH	MODEL NO.	CASE QTY.
 ROBE HOOK	Chrome	DN4403CH	12
	Brushed Nickel	DN4403BN	12
	Oil Rubbed Bronze	DN4403ORB	12
 PIVOTING PAPER HOLDER 	Chrome	DN4408CH	3
	Brushed Nickel	DN4408BN	3
	Oil Rubbed Bronze	DN4408ORB	3
 18" TOWEL BAR	Chrome	DN4418CH	3
	Brushed Nickel	DN4418BN	3
	Oil Rubbed Bronze	DN4418ORB	3
 24" TOWEL BAR	Chrome	DN4424CH	3
	Brushed Nickel	DN4424BN	3
	Oil Rubbed Bronze	DN4424ORB	3
 TOWEL RING	Chrome	DN4486CH	2
	Brushed Nickel	DN4486BN	2
	Oil Rubbed Bronze	DN4486ORB	2




Product can be ordered in case quantity or individually.

FINISH OPTIONS



DESCRIPTION	FINISH	MODEL NO.	CASE QTY.
 DOUBLE ROBE HOOK	Chrome	5303CH	3
	Satin Nickel	BP5303SN	24
	Old World Bronze	BP5303OWB	24
 PAPER HOLDER	Chrome	5308CH	3
	Satin Nickel	BP5308SN	6
	Old World Bronze	BP5308OWB	6
 EUROPEAN PAPER HOLDER	Chrome	BP5380CH	3
	Satin Nickel	BP5380SN	6
	Old World Bronze	BP5380OWB	6
 18" TOWEL BAR	Chrome	5318CH	3
	Satin Nickel	BP5318SN	6
	Old World Bronze	BP5318OWB	6
 24" TOWEL BAR	Chrome	5324CH	3
	Satin Nickel	BP5324SN	6
	Old World Bronze	BP5324OWB	6
 TOWEL RING	Chrome	5386CH	3
	Satin Nickel	BP5386SN	6
	Old World Bronze	BP5386OWB	6


Decorative Triple Hooks

 Spot Resist Finish, see page 11 to learn more.

Product can be ordered in case quantity or individually.

FINISH OPTIONS



DESCRIPTION	FINISH	MODEL NO.	CASE QTY.
DECORATIVE TRIPLE HOOK	Chrome	7603CH	24
	 Brushed Nickel	7603BN	24
	Chrome/Brass	7603CB	24
	Old World Bronze	7603OWB	24
	White	7603W	24



7603CH



7603BN



7603CB



7603OWB



7603W



Shower Rods & Rings



Gibson™ Two-Handle High-Arc Bathroom Faucet / WS84228BRB | Gibson Posi-Temp® Tub/Shower / 82228BRB
Permanent Curved Shower Rod / DN21600WB

Permanent Double Curved Shower Rods



PRODUCT DETAILS

Provides up to 5.5" more elbow room in the shower

Features decorative covers

Separates the curtain and liner

Adjusts from 57" to 60"

Works with standard 72" x 72" shower curtains

Corrosion-resistant

Shower curtains and shower curtain rings are not included with shower curtain rods. Moen® Shower Curtain Rings can be purchased separately. See page 112.

PERMANENT DOUBLE CURVED SHOWER RODS



Double Curved Shower Rod
DN2141CH



Double Curved Shower Rod
DN2141BN



Double Curved Shower Rod
DN2141OWB



Double Curved Shower Rod
DN2141BL



Double Curved Shower Rod
DN2141NL

MODEL NO.	DESCRIPTION	CASE QTY.
DN2141CH	Chrome Double Curved Shower Rod	2
DN2141BN	Brushed Nickel Double Curved Shower Rod	2
DN2141OWB	Old World Bronze Double Curved Shower Rod	2
DN2141BL	Matte Black Double Curved Shower Rod	2
DN2141NL	Polished Nickel Double Curved Shower Rod	2

Product can be ordered by case quantity or individually.

FINISH OPTIONS



Curved Shower Rods



In minutes, you can add up to an additional 5.5" of elbow room to your shower and transform your bath.

PRODUCT DETAILS

Easy installation: expand the bar to the correct size, apply tension and snap on the decorative covers

Tension rods adjust from 57" to 60"

Permanent rods extend up to 72"

Works with standard 72" x 72" shower curtains

Secure holding strength

Corrosion-resistant

Shower curtains and shower curtain rings are not included with shower curtain rods. Moen® Shower Curtain Rings can be purchased separately. See page 112.

Product can be ordered by case quantity or individually.

FINISH OPTIONS



TENSION CURVED SHOWER RODS



Tension Curved Shower Rod
DN2171CH



Tension Curved Shower Rod
DN2171BN

PERMANENT CURVED SHOWER RODS



Permanent Curved Shower Rod
DN2160CH



Permanent Curved Shower Rod
DN2160BN



Permanent Curved Shower Rod
DN2160OWB

TENSION OR PERMANENT CURVED SHOWER RODS WITH MAGNETIX™



Tension or Permanent Curved Shower Rod with Magnetix™
MDN2170CH



Tension or Permanent Curved Shower Rod with Magnetix™
MDN2170BN

MODEL NO.	DESCRIPTION	CASE QTY.
Tension Curved Shower Rods		
DN2171CH	Chrome Tension Curved Shower Rod	3
DN2171BN	Brushed Nickel Tension Curved Shower Rod	3

MODEL NO.	DESCRIPTION	CASE QTY.
Permanent Curved Shower Rods		
DN2160CH	Chrome Permanent Curved Shower Rod	3
DN2160BN	Brushed Nickel Permanent Curved Shower Rod	3
DN2160OWB	Old World Bronze Permanent Curved Shower Rod	3

MODEL NO.	DESCRIPTION	CASE QTY.
Tension or Permanent Curved Shower Rod with Magnetix™		
MDN2170CH	Chrome Tension or Permanent Curved Shower Rod with Magnetix™	3
MDN2170BN	Brushed Nickel Tension or Permanent Curved Shower Rod with Magnetix™	3

Tension Shower Rods



PRODUCT DETAILS

Adjusts from 44" to 72"

Adjustable straight rod

Corrosion-resistant


Shower curtains and shower curtain rings are not included with shower curtain rods. Moen Shower Curtain Rings can be purchased separately. See page 112.

FEATURED INNOVATIONS

with **FASTLOCK™** technology

No tools, no additional hardware, no long installation. In fact, our tension rods with FastLock™ technology can be up in a matter of minutes.

DECORATIVE TENSION SHOWER RODS



Tension Rod
TR1000CH



Tension Rod
TR1000BN



Tension Rod
TR1000WB

SQUARE TENSION SHOWER RODS



Tension Rod
TR1032BN

MODEL NO.	DESCRIPTION	CASE QTY.
TR1000CH	Chrome Tension Straight Shower Rod	3
TR1000BN	Brushed Nickel Tension Straight Shower Rod	3
TR1000WB	Old World Bronze Tension Straight Shower Rod	3
TR1032BN	Brushed Nickel Tension Square Straight Shower Rod	3

Product can be ordered by case quantity or individually.

FINISH OPTIONS



Shower Rings



PRODUCT DETAILS

Fits curved and straight shower rods

Separates decorative shower curtain from your bath liner

Offset hook design helps hide your bath liner from view

Smooth-rolling ball bearings eliminate snagging, tugging and pulling

Corrosion-resistant

Includes 12 rings per package

DOUBLE SHOWER CURTAIN RINGS



Shower Rings
SR2201CH



Shower Rings
SR2201BN



Shower Rings
SR2201WB



Shower Rings
SR2201BL



Shower Rings
SR2201NL

MODEL NO.	DESCRIPTION	CASE QTY.
SR2201CH	Chrome Double Shower Rings	2
SR2201BN	Brushed Nickel Double Shower Rings	12
SR2201WB	Old World Bronze Double Shower Rings	2
SR2201BN	Brushed Nickel Double Shower Rings	24
SR2201NL	Polished Nickel Double Shower Rings	24

Product can be ordered by case quantity or individually.

FINISH OPTIONS



Donner Collection



Towel Ring/Metal Ring / P5860 | Wallmount Soap Holder / P5360 | Wallmount Toothbrush Holder / P5340
Double Robe Hook / P5030 | 18" Towel Bar Set with Aluminum Bar / PS118

Contemporary



Chrome Finish Plastic Roller
3C



Chrome Finish Metal Roller
3CH



White Plastic Roller
3W



Double Robe Hook
P5030



Paper Holder, Chrome Roller
P5050



Paper Holder, White Roller
P5080



18" Towel Bar Set with Aluminum Bar
P5118



24" Towel Bar Set with Aluminum Bar
P5124



30" Towel Bar Set with Aluminum Bar
P5130



Wallmount Toothbrush Holder
P5340



Wallmount Soap Holder
P5360



Towel Ring/Lucite Ring
P5500



Towel Ring/Metal Ring
P5860



White Plastic Roller
225



Chrome Plated Plastic Roller
226



Double Robe Hook
2030



18" Towel Bar Set
2218



24" Towel Bar Set
2224



30" Towel Bar Set
2230

▲ Wholesale Box

Product can be ordered by case quantity or individually.

FINISH OPTIONS





Towel Ring/Lucite Ring
2500



Towel Ring/Metal Ring
2860



Paper Holder, Chrome Roller
2050CH



Paper Holder, Plastic Roller
2080CH

MODEL NO.	DESCRIPTION	CASE QTY.
-----------	-------------	-----------

Chrome

23418A	▲ 18" Aluminum Bar Only	50
23424A	▲ 24" Aluminum Bar Only	50
23430A	▲ 30" Aluminum Bar Only	50
3C	▲ Chrome Finish Plastic Roller	250
3CH	▲ Chrome Finish Metal Roller	200
3W	▲ White Plastic Roller	250
P5030	▲ Double Robe Hook	100
P5050	▲ Paper Holder, Chrome Roller	100
P5080	▲ Paper Holder, White Roller	100
P5100	▲ 3/4" Chrome Towel Bar Posts for Square Bars (Pair)	100
P5118	▲ 18" Towel Bar Set with Aluminum Bar	50
P5124	▲ 24" Towel Bar Set with Aluminum Bar	50
P5130	▲ 30" Towel Bar Set with Aluminum Bar	12
P5340	▲ Wallmount Toothbrush Holder	50
P5360	▲ Wallmount Soap Holder	100
P5500	▲ Towel Ring/Lucite Ring	50
P5860	▲ Towel Ring/Metal Ring	100

Chrome, Plastic & Metal

225	▲ White Plastic Roller	12
226	▲ Chrome Plated Plastic Roller	2
2030	Double Robe Hook	6
2218	18" Towel Bar Set	6
2224	24" Towel Bar Set	6
2230	30" Towel Bar Set	6
2500	Towel Ring/Lucite Ring	6
2860	▲ Towel Ring/Metal Ring	6
2050CH	▲ Paper Holder, Chrome Roller	6
2080CH	▲ Paper Holder, Plastic Roller	6

Brushed Nickel

P5030BN	▲ Double Robe Hook	100
P5050BN	▲ Paper Holder, Brushed Nickel Roller	100
P5118BN	▲ 18" Towel Bar Set with Aluminum Bar	36
P5124BN	▲ 24" Towel Bar Set with Aluminum Bar	36
P5130BN	▲ 30" Towel Bar Set with Aluminum Bar	12
P5860BN	▲ Towel Ring/Metal Ring	100


Stainless Steel



18" Stainless Steel Bar Only
23418SS



24" Stainless Steel Bar Only
23424SS



30" Stainless Steel Bar Only
23430SS



3/4" Stainless Steel Towel Bar Posts (Pair)
P1700



Double Robe Hook
P1703



18" Towel Bar Set
P1718



24" Towel Bar Set
P1724



Wallmount Toothbrush Holder
P1740



Wallmount Soap Holder
P1760



Paper Holder, Plastic Roller
P1780



Towel Ring
P1786

MODEL NO.	DESCRIPTION	CASE QTY.
-----------	-------------	-----------

Chrome

23418SS	18" Stainless Steel Bar Only	50
23424SS	24" Stainless Steel Bar Only	50
23430SS	30" Stainless Steel Bar Only	50
P1700	3/4" Stainless Steel Towel Bar Posts (Pair)	100
P1703	Double Robe Hook	50
P1718	18" Towel Bar Set	50
P1724	24" Towel Bar Set	50
P1740	Wallmount Toothbrush Holder	50
P1760	Wallmount Soap Holder	96
P1780	Paper Holder, Plastic Roller	50
P1786	Towel Ring	100

Product can be ordered by case quantity or individually.

FINISH OPTIONS



Economy Metal



Robe Hook
902



Paper Holder, White Roller
908



5/8" Square Towel Bar Posts (Pair)
910



Towel Ring/Lucite Ring
950



18" Aluminum Bar Only
25818A



24" Aluminum Bar Only
25824A



18" Towel Bar Set, Aluminum Bar
910A18



24" Towel Bar Set, Aluminum Bar
910A24

MODEL NO.	DESCRIPTION	CASE QTY.
Chrome		
902	Robe Hook	50
908	Paper Holder, White Roller	50
910	5/8" Square Towel Bar Posts (Pair)	50
950	Towel Ring/Lucite Ring	50
25818A	18" Aluminum Bar Only	50
25824A	24" Aluminum Bar Only	50
910A18	18" Towel Bar Set, Aluminum Bar	24
910A24	24" Towel Bar Set, Aluminum Bar	24

Product can be ordered by case quantity or individually.

FINISH OPTIONS



Hotel/Motel



18" Towel Shelf with Single Towel Bar
5207-181CH



24" Towel Shelf with Single Towel Bar
5207-241CH



24" Towel Shelf with Extra Bar and Support Bracket
R5519



Extra Roll Recessed Paper Holder
5571



Double Recessed Paper Holder, Horizontal
5577



Recessed Coverless Tissue Box
5520NC



Double Roll Surface Paper Holder
R5580



Heavy-Duty Retractable Clothesline
RR5506HD



Recessed Facial Tissue Box
RR5520SS

▲ Wholesale Box

Product can be ordered by case quantity or individually.

FINISH OPTIONS



MODEL NO.	DESCRIPTION	CASE QTY.
Hotel Shelves • Chrome		
5207-181CH	Stainless Steel 18" Towel Shelf with Single Towel Bar	6
5207-241CH	Stainless Steel 24" Towel Shelf with Single Towel Bar	6
R5519	▲ Stainless Steel 24" Towel Shelf with Extra Bar and Support Bracket (Towel Shelves Have Chrome Plated Brackets with Polished Stainless Steel Rods)	10
Miscellaneous Items		
5571	Extra Roll Recessed Paper Holder, White Roller, Overall Dimensions 6¼" × 6¼" Wall Opening 5½" × 5¼" × 4	20
5577	Double Recessed Paper Holder, Chrome Roller, Horizontal, Overall Dimensions 12½" × 6¼" Wall Opening 11¾" × 5¼" × 1½"	20
5520NC	Recessed Coverless Tissue Box, Chrome Finish Fits Wall Opening 10½" × 5 × 2¼"	24
R5580	Double Roll Surface Paper Holder, Chrome Roller, Chrome Plated, Brackets on Polished Aluminum Plate	24
RR5506HD	Heavy-Duty Retractable Clothesline, Polished Stainless Steel, 7'6" Length	60
RR5520SS	Recessed Facial Tissue Box, Chrome Finish Fits Wall Opening 10½" × 5 × 2¼"	24

Recessed Fixtures



Paper Holder, Chrome Roller*
575



Paper Holder, White Roller*
1576SS



Recessed Paper Holder, Matching Roller*
2575



Recessed Paper Holder
DN5075W



Soap Holder and Utility Bar*
2565CH



C-Clamp (Boxed)
588



Recessed Paper Holder
DN5075



Clamp with Retaining Spring (Boxed)
BR587

MODEL NO.	DESCRIPTION	CASE QTY.
Chrome		
575	Paper Holder, Chrome Roller (Utilizes BR587 or 588 Clamp)*	20
2575	Recessed Paper Holder, Matching Roller (Utilizes BR587 or 588 Clamp)*	3
2565CH	Soap Holder and Utility Bar (Utilizes BR587 or 588 Clamp)*	3
DN5075	Recessed Paper Holder (Includes 588 Clamp)	3
Polished Stainless Steel		
1576SS	Paper Holder, White Roller (Utilizes BR587 or 588 Clamp)*	40
White		
DN5075W	Recessed Paper Holder (Includes 588 Clamp)	3
Installation Clamps		
588	C-Clamp (Boxed)	80
BR587	Clamp with Retaining Spring (Boxed)	72

*Clamps must be ordered separately.

Standard Size • Chrome Plated
Overall Dimensions 6¼" x 6¼"
Wall Opening 5¼" x 5¼" x 2"

Polished Stainless Steel
Overall Dimensions 6¼" x 6¼"
Wall Opening 5¼" x 5¼" x 2"

Economy Size • Zinc Die Cast
Overall Dimensions 6¼" x 5¼"
Wall Opening 5¼" x 4¼" x 1½"

Product can be ordered by case quantity or individually.

FINISH OPTIONS



Bath Safety



Grab Bar with Paper Holder / LR2352D | Handheld Shower / DN8001CA | Mesh Shower Chair / DN7100 | Designer Hand Grip / LR2250

SecureMount™ Grab Bars and Anchors make installation fast and easy — with or without studs.

From designer collections to standard models, Moen® grab bars help make bathrooms safer — beautifully.



SecureMount Grab Bars
Many of our grab bars feature SecureMount, whose unique flange makes it easy to connect to studs at multiple points and at any angle!

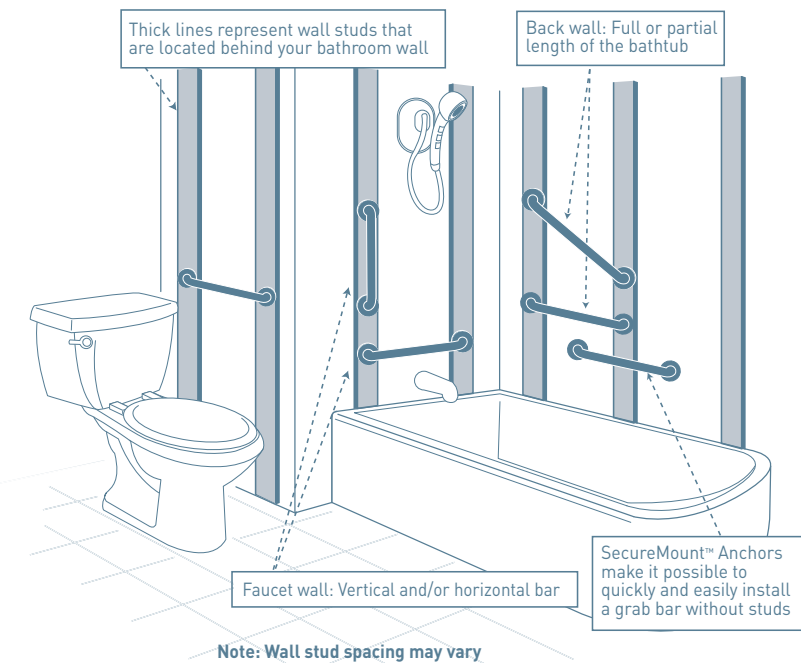


SecureMount Anchors
In addition, many Moen grab bars are compatible with our SecureMount Anchors, which can be installed almost anywhere — no studs required.

Things to Consider When Selecting Grab Bars

Grab bars help reduce the risk of falling for people of every age. Health professionals typically recommend three placements:

- at least one along the back wall in the bathtub or shower
- at least one along the showerhead wall or whichever end of the tub/shower is used to enter and exit
- at least one near the toilet



Length: Select a suitable length for the bath or shower area

Finish: Coordinate the grab bars with other fixtures

Weight capacity: Choose a grab bar that at least meets ADA requirements (250 lbs.). Moen SecureMount Grab Bars have a 500-pound weight-pull capacity that exceeds ADA requirements when securely installed per instructions.

Installation: SecureMount Grab Bars allow for secure installation into a stud or wood backing at any angle. When using SecureMount Anchors, there is no need for installation into a stud or wood backing.

Grip surface: Consider a grab bar with a textured surface or grip feature that provides a better hold in a wet bathroom environment.


Designer Grab Bars



LENGTH OPTIONS

Available in 16" and 24" lengths

COMPATIBLE WITH:



See page 121 for details. SecureMount™ Anchors for non stud installation sold separately.

GRAB BAR



Designer Elegance with Grip Pads
LR8724D1GCH



Designer Elite
LR8724D2CH



Designer Ultima
LR8724D3CH



Designer Ultima with Curl Grips
LR8716D3GCH

1 1/4" CONCEALED SCREW

MODEL NO.	DESCRIPTION	CASE QTY.
Designer Elegance with Grip Pads		
LR8724D1GCH	Chrome 24" Grab Bar with Grip Pads	3
LR8724D1GBN	Brushed Nickel 24" Grab Bar with Grip Pads	3
LR8724D1GOWB	Old World Bronze 24" Grab Bar with Grip Pads	3

Designer Elite

LR8724D2CH	Chrome 24" Grab Bar	3
LR8724D2BN	Brushed Nickel 24" Grab Bar	3

Designer Ultima

LR8716D3CH	Chrome 16" Grab Bar	3
LR8724D3CH	Chrome 24" Grab Bar	3
LR8716D3BN	Brushed Nickel 16" Grab Bar	3
LR8724D3BN	Brushed Nickel 24" Grab Bar	3

Designer Ultima with Curl Grips

LR8716D3GCH	Chrome 16" Grab Bar with Curl Grip	3
LR8724D3GCH	Chrome 24" Grab Bar with Curl Grip	3
LR8716D3GBN	Brushed Nickel 16" Grab Bar with Curl Grip	3
LR8724D3GBN	Brushed Nickel 24" Grab Bar with Curl Grip	3
LR8716D3GOWB	Old World Bronze 16" Grab Bar with Curl Grip	3
LR8724D3GOWB	Old World Bronze 24" Grab Bar with Curl Grip	3

Complies with Americans with Disabilities Act (ADA) specifications.

Product can be ordered by case quantity or individually.

FINISH OPTIONS



Concealed Grab Bars



LENGTH OPTIONS

Available in 16", 18", 24" and 36" lengths

COMPATIBLE WITH:



See page 121 for details. SecureMount™ Anchors for non stud installation sold separately.

GRAB BAR



Polished Stainless
LR8724PS



Stainless
L8718



Glacier
LR8716W

1 1/4" CONCEALED SCREW

MODEL NO.	DESCRIPTION	CASE QTY.
-----------	-------------	-----------

Polished Stainless

LR8724PS	24" Grab Bar	3
----------	--------------	---

Stainless

L8718	18" Grab Bar	3
L8724	24" Grab Bar	3
L8736	36" Grab Bar	3

Glacier

LR8716W	16" Grab Bar	3
---------	--------------	---

1 1/2" CONCEALED SCREW

MODEL NO.	DESCRIPTION	CASE QTY.
-----------	-------------	-----------

Glacier

LR8918W	18" Grab Bar	3
LR8924W	24" Grab Bar	3

Complies with Americans with Disabilities Act (ADA) specifications.

Product can be ordered by case quantity or individually.

FINISH OPTIONS



Peened and Exposed Grab Bars



Textured Grips for added security.

GRAB BAR



1 1/2" Peened Grab Bar
R8916P



Exposed Grab Bar
LR7518

LENGTH OPTIONS

Available in 16", 18", 24" 36" and 42" lengths

PEENED GRAB BARS COMPATIBLE WITH:



See page 121 for details. SecureMount™ Anchors for non stud installation sold separately.

Complies with Americans with Disabilities Act (ADA) specifications.

Product can be ordered by case quantity or individually.

FINISH OPTIONS



1 1/2" CONCEALED SCREW

MODEL NO.	DESCRIPTION	CASE QTY.
Peened		
LR8716P	16" Grab Bar	3
LR8724P	24" Grab Bar	3

1 1/2" CONCEALED SCREW

MODEL NO.	DESCRIPTION	CASE QTY.
Stainless Steel Peened		
R8916P	16" Grab Bar	6
LR8918P	18" Grab Bar	3
LR8924P	24" Grab Bar	3
LR8936P	36" Grab Bar	3
LR8942P	42" Grab Bar	3

1 1/4" EXPOSED SCREW

MODEL NO.	DESCRIPTION	CASE QTY.
Stainless Steel Exposed		
LR7518	18" Grab Bar	3
LR7524	24" Grab Bar	3
LR7536	36" Grab Bar	3
LR7542	42" Grab Bar	3


Integrated Grab Bars



LENGTH OPTIONS

Available in 8", 9", 16" and 24" lengths

COMPATIBLE WITH:



See page 121 for details. SecureMount™ Anchors for non stud installation sold separately.

GRAB BAR



Grab Bar with Paper Holder
LR2352D



Grab Bar with Corner Shelf
[Not Compatible with SecureMount]
LR2354D



Grab Bar with Shelf
LR2356D



Grab Bar with Towel Bar
LR2350D

1" CONCEALED SCREW

MODEL NO.	DESCRIPTION	CASE QTY.
Grab Bar with Paper Holder		
LR2352DCH	Chrome 8" Grab Bar with Paper Holder	3
LR2352DBN	Brushed Nickel 8" Grab Bar with Paper Holder	3
Grab Bar with Corner Shelf		
LR2354DCH	Chrome 9" Grab Bar with Corner Shelf	3
LR2354DBN	Brushed Nickel 9" Grab Bar with Corner Shelf	3
Grab Bar with Shelf		
LR2356DCH	Chrome 16" Grab Bar with Shelf	3
LR2356DBN	Brushed Nickel 16" Grab Bar with Shelf	3
LR2356DOWB	Old World Bronze 16" Grab Bar with Shelf	3
Grab Bar with Towel Bar		
LR2350DCH	Chrome 24" Grab Bar with Towel Bar	3
LR2350DBN	Brushed Nickel 24" Grab Bar with Towel Bar	3


Complies with Americans with Disabilities Act (ADA) specifications.

Product can be ordered by case quantity or individually.

FINISH OPTIONS



SecureMount™ Anchors



Precision-engineered for optimal bracing behind the wall, SecureMount Anchors allow for easy grab bar installation — with no studs required — anywhere on the wall.

ANCHORS



SecureMount, One Pair
SMA1000



SecureMount, ProPak of 10 Pairs
SMA1001



SecureMount, Single Anchor Retail Pack
SMA1005

ANCHORS

MODEL NO.	DESCRIPTION	CASE QTY.
SecureMount - One Pair		
SMA1000CH	Chrome SecureMount - One Pair	24
SMA1000WB	Old World Bronze SecureMount - One Pair	24
SecureMount - ProPak of 10 Pairs		
SMA1001CH	Chrome SecureMount - ProPack of 10 Pairs	10
SecureMount - Single Anchor Retail Pack		
SMA1005CH	Chrome SecureMount - Single Anchor Retail Pack	3

SECUREMOUNT CAN ATTACH TO A VARIETY OF SUBSTRATES:

- 1/2" Drywall
- 5/8" Drywall
- 1/2" Drywall with tile
- 5/8" Drywall with tile
- 1/2" Drywall with marble
- 5/8" Drywall with marble
- 1/8" Fiberglass tub surround
- 1/4" Fiberglass tub surround

*Including multiple layers up to 1 1/2" thick.


300-pound weight capacity when securely installed per instructions. Limited Lifetime Warranty. Independently tested by CSA and NAHB laboratories to exceed ADA, ASTM, ANSI and CSA standards.

Product can be ordered by case quantity or individually.

FINISH OPTIONS



Bath Safety Furniture



PRODUCT DETAILS

Caution: The Elevated Locking Toilet Seat with Support Handles fits most toilet seats. Check package for fit instructions.

BATH SAFETY FURNITURE



Elevated Toilet Seat
DN7020



Toilet Safety Rails
DN7015



Transfer Bench
DN7105



Bath Mat
DN7050



Tread Strips
DN7045



Tub Grip
DN7075



SecureLock™ Tub Grip
DN7175



Multi-Grip Safety Bar
DN7005



Low-Profile Safety Bar
DN7010




Adjustable Shower Seat
DN7030

Complies with Americans with Disabilities Act (ADA) specifications.

Product can be ordered by case quantity or individually.

FINISH OPTIONS





Adjustable Tub and Shower Seat
DN7025



Mesh Shower Chair
DN7100



Tool-Free Shower Chair
DN7060



Tool-Free Shower Chair
DN7064

MODEL NO.	DESCRIPTION	CASE QTY.
Toilet Safety		
DN7020	Glacier Elevated Toilet Seat	2
DN7015	Glacier Toilet Safety Rails	2
Transfer Benches		
DN7065	Glacier Tool-Free Transfer Bench	1
DN7105	Glacier Transfer Bench	2
Tub and Shower Safety		
DN7050	Bath Mat	24
DN7045	Glacier Tread Strips	12
DN7075	Glacier Locking Dual Tub Grip	2
DN7175	Glacier SecureLock Tub Grip	2
DN7005	Glacier Multi-Grip Safety Bar	2
DN7010	Glacier Low-Profile Safety Bar	2
DN7030	White Adjustable Shower Seat	2
DN7025	Glacier Adjustable Tub and Shower Seat	2
DN7100	Glacier Mesh Shower Chair	2
DN7060	Glacier Tool-Free Shower Chair	2
DN7064	Glacier Tool-Free Shower Chair	2

Hand Grips

Designer Hand Grips provide safety with added style. Each hand grip is tested to a 250 lb weight capacity (when securely installed per instructions) and is easy to install.



EXPOSED SCREW HAND GRIPS



9" Exposed Screw Hand Grip
LR2250



16" Exposed Screw Hand Grip
LR2260



Curved Hand Grip
LRC2250DBN



Designer Hand Grips
LR2250DCH

MODEL NO.	DESCRIPTION	CASE QTY.
Exposed Screw Hand Grips		
LR2250	Chrome 9" Hand Grip	3
LR2260	Chrome 16" Hand Grip	3
Curved Hand Grip		
LRC2250DBN	Brushed Nickel 9" Curved Hand Grip	3
9" Designer Hand Grips		
LR2250DCH	Chrome 9" Designer Hand Grip	3
LR2250DBN	Brushed Nickel 9" Designer Hand Grip	3
LR2250DOWB	Old World Bronze 9" Designer Hand Grip	3
LR2250DW	White 9" Designer Hand Grip	3

Product can be ordered by case quantity or individually.

FINISH OPTIONS



Handshowers



PRODUCT DETAILS

Multi-Function Design

- Shower Spray
- Massage Spray
- Pulsating Spray
- Pause Feature
- 1.75 gpm (6.6 L/min)
- CEC Compliant

HANDSHOWERS



Handshower
DN8001CH



Handshower
DN8001CA

MODEL NO.	DESCRIPTION	CASE QTY.
DN8001CH	Chrome Pause Control Handshower	3
DN8001CA	White Pause Control Handshower	3

Complies with Americans with Disabilities Act (ADA) specifications.

Product can be ordered by case quantity or individually.

FINISH OPTIONS



Merchandising

- To order literature please contact Great Lakes at moenfulfill.com and register to set up an account.

MF36
WHOLESALE SPECIAL
ORDER CATALOG



MF1319
WHOLESALE COLOR
STYLE GUIDE CATALOG



**Kitchen Pullout/
Pulldown
w/Logo - Black**
27145ABL



**Posi-Temp®
w/Logo - Black**
27242ABL



**Posi-Temp Shower-
Only w/Logo - Black**
27242SABL



**2-H Tub/Shower
w/Logo - Black**
27244ABL



**3-H Tub/Shower
w/Logo - Black**
27246ABL



**7" Lav 1 Hole
w/Logo - Black**
27252ABL



**7" Lav 3 Hole
w/Logo - Black**
27256ABL



**11" Widespread or
3 Hole Kitchen
w/Logo - Black**
27260ABL



**11" Widespread
1 Hole w/Logo - Black**
27261ABL



**15" Kitchen 4 Hole
w/Logo - Black**
27264ABL



**8" Kitchen or RT 4 Hole
w/Logo - Black**
27265ABL



**15" Roman Tub 3 Hole
w/Logo - Black**
27266ABL



**Showering Peg
Hook - Maple**
29741



**Showering Slat
Wall - Maple**
29740




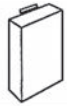


**Small AC Display
Board - 18" x 8" x 3/4"**



**Large AC Display
Board - 20" x 12" x 1/2"**



Finish Ring – Contains 1 of Each Available Finish
28729

	GLDAsset 133678	Unit Header Unit header with screened color Moen® logo with slatwall clips	22" w × 6" h
	29746	Large Brochure Holder <ul style="list-style-type: none"> • Holds 8½" × 11" literature • Clear plexiglass • Mounts to slatwall or flat surface 	22" w × 6" h
	29747	Small Stuffer Holder <ul style="list-style-type: none"> • Clear plexi, mounts to slatwall or flat surface 	4" w × 5½" h
	94192	HDWR Pack SWD 2H & 3V TS	



4' Slatwall Display Fixture
28091BL + 28092BL

Index



Bexley™ Two-Handle High-Arc Kitchen Faucet / 87403SRS

FAUCETS

Model No.	Page	UPC	Unit Length	Unit Width	Unit Height	Unit Volume	Indiv Cube	Case Qty.	Master Carton UPC	Master Carton Length	Master Carton Width	Master Carton Height	Master Carton Volume	Master Cubes	Master Carton Weight
202R2EP	74	26508324288	4.50	7.13	9.75	312.61	0.18	2	10026508324285	10.70	7.90	7.80	659.33	0.38	2.95
209H0	76	26508322925	4.00	6.25	13.25	331.25	0.19	2	10026508322922	14.90	9.20	7.60	1041.81	0.60	3.25
900-001	15	860000103503	10.20	9.60	4.60	450.43	0.26	2	10860000103500	10.80	10.70	9.70	1120.93	0.65	9.00
900-006	15	860000103572	10.20	9.60	4.60	450.43	0.26	2	10860000103579	10.90	10.80	9.70	1141.88	0.66	9.00
900-002	15	860000103534	12.10	11.00	6.20	825.22	0.48	2	10860000103531	13.50	12.70	11.90	2040.26	1.18	14.70
920-001	15	860000103527	8.50	6.25	2.50	132.81	0.08	14	10860000103524	19.20	13.90	9.80	2615.42	1.51	38.15
920-003	15	860000103510	9.50	3.00	3.50	99.75	0.06	10	10860000103517	12.40	9.30	9.20	1060.94	0.61	5.55
920-004	15	860000103596	4.50	4.13	2.00	37.13	0.02	25	10860000103593	23.10	11.20	4.80	1241.86	0.72	7.25
920-005	15	850015061004	10.40	4.50	2.00	93.60	0.05	12	10850015061001	14.30	11.00	9.00	1415.70	0.82	10.08
920-006	15	850015061011	43.00	4.60	1.06	20.97	0.01	36	10850015061018	14.40	9.10	7.50	982.80	0.57	3.60
930-001	15	860000103541	12.30	10.25	7.75	977.08	0.57	24	10860000103548	13.10	10.66	8.20	1138.65	0.66	12.00
930-002	15	860000103558	12.30	10.25	7.75	977.08	0.57	24	10860000103555	14.10	10.20	8.30	1193.71	0.69	11.90
930-004	15	26508325445	2.40	2.40	7.08	40.78	0.02	24	10026508325442	11.02	8.26	17.32	1576.55	0.91	34.56
930-005	15	26508325452	2.87	2.87	8.07	66.47	0.04	12	-	12.99	9.84	9.44	1206.63	0.70	19.80
930-006	15	26508325469	2.87	2.87	8.07	66.47	0.04	12	-	12.99	9.84	9.44	1206.63	0.70	19.80
1011	43	26508269176	5.00	5.00	1.00	25.00	0.01	24	10026508269173	11.60	6.10	9.10	643.92	0.37	6.00
1016	43	26508269183	5.00	5.00	1.00	25.00	0.01	100	10026508269180	13.00	6.70	15.50	1350.05	0.78	8.00
1023	43	29122010230	6.50	5.00	2.00	65.00	0.04	24	20029122010234	8.20	6.50	6.20	330.46	0.19	4.80
1024	44	29122010247	6.50	5.00	2.00	65.00	0.04	24	20029122010241	8.20	6.50	6.20	330.46	0.19	4.80
1026	44	29122010261	5.25	3.50	2.00	36.75	0.02	6	10029122010268	5.25	3.50	2.00	36.75	0.02	1.50
1037	44	629122010850	11.60	8.50	1.10	108.46	0.06	10	10629122010857	14.70	13.20	12.80	2483.71	1.44	9.50
1039	44	26508275214	7.00	6.40	6.10	273.28	0.16	1	-	7.00	6.40	6.10	273.28	0.16	1.95
1200	81	26508012000	7.50	2.62	0.75	14.74	0.01	36	30026508012001	10.38	10.38	3.88	418.05	0.24	6.34
1222	81	26508014004	1.25	2.13	6.50	17.27	0.01	18	40026508014002	10.88	10.88	9.25	1094.96	0.63	5.94
1224	81	26508187586	8.56	5.31	2.81	127.98	0.07	6	10026508187583	16.06	9.25	6.60	980.65	0.57	8.10
1225	81	26508012253	8.50	2.50	1.00	21.25	0.01	36	30026508012254	10.88	10.88	9.25	1094.96	0.63	5.76
1234	81	26508251669	1.25	2.13	6.50	17.27	0.01	18	20026508251663	10.88	10.88	9.25	1094.96	0.63	1.44
1248	81	26508004623	4.75	3.62	1.25	21.49	0.01	18	50026508004628	12.25	10.00	7.25	888.13	0.51	14.53
1255	82	26508199022	6.44	2.13	1.32	18.06	0.01	72	10026508199029	20.38	12.88	6.50	1705.80	0.99	12.96
3919	80	26508039199	3.75	2.62	1.25	12.28	0.01	18	50026508039194	7.75	6.25	10.38	502.78	0.29	1.44
3924	80	26508039243	3.75	3.75	1.00	14.06	0.01	18	50026508039248	7.75	6.25	10.38	502.78	0.29	1.08
3942	80	26508187586	8.56	5.31	2.81	127.98	0.07	6	10026508187583	16.06	9.25	6.60	980.65	0.57	8.10
3942V	80	26508187906	8.56	5.31	2.81	127.98	0.07	6	10026508187903	16.06	9.25	6.60	980.65	0.57	7.80
3942W	80	26508187913	8.56	5.31	2.81	127.98	0.07	6	10026508187910	16.06	9.25	6.60	980.65	0.57	7.80
3942BC	80	26508187883	8.56	5.51	2.81	127.98	0.08	6	10026508187880	16.06	9.25	6.60	980.65	0.57	8.10
3942BL	80	26508187890	8.56	5.31	2.81	127.98	0.07	6	10026508187897	16.06	9.25	6.60	980.65	0.57	9.42
3942SL	80	26508187609	8.56	5.31	2.81	127.98	0.07	6	10026508187606	16.06	9.25	6.60	980.65	0.57	8.22
3942CSL	80	26508187593	8.50	5.25	2.75	122.72	0.07	6	10026508187590	16.06	9.25	6.60	980.65	0.57	8.16
3944	80	26508187616	8.56	5.31	2.81	127.98	0.07	12	10026508187613	16.06	9.25	6.60	980.65	0.57	7.50
3944W	80	26508187951	8.56	5.31	2.81	127.98	0.07	6	10026508187958	16.00	8.88	6.60	852.48	0.54	7.38
3944BB	80	26508187920	5.25	2.63	8.25	113.91	0.07	6	10026508187927	16.44	9.13	6.50	975.64	0.56	7.08
3944PW	80	26508187944	8.56	5.31	2.81	127.98	0.07	6	10026508187941	16.44	9.13	6.50	975.63	0.56	7.20
3944SL	80	26508187630	8.56	5.31	2.81	127.98	0.07	6	10026508187637	16.06	9.25	6.60	980.65	0.57	7.68
3944CSL	80	26508187623	8.56	5.31	2.81	127.98	0.07	6	10026508187620	16.37	9.25	6.60	999.39	0.58	7.50
3944ORB	80	26508187937	8.56	5.31	2.81	127.98	0.07	6	10026508187934	16.06	8.69	5.69	793.56	0.46	7.20
4000R	82	26508250396	6.50	2.12	1.37	18.88	0.01	18	20026508250390	10.80	10.80	9.20	1073.09	0.62	4.00
4903	35	26508085325	10.25	7.00	4.00	287.00	0.17	6	10026508085322	20.75	14.00	12.38	3596.40	2.08	28.68
9501	80	26508153963	3.12	3.06	11.50	109.79	0.06	150	10026508153960	12.00	9.75	7.63	892.71	0.52	10.26
14699	84	26508000809	1.75	1.75	0.75	2.30	0.00	2	20026508000803	20.38	14.38	5.75	1684.12	0.97	7.50

FAUCETS

Model No.	Page	UPC	Unit Length	Unit Width	Unit Height	Unit Volume	Indiv Cube	Case Qty.	Master Carton UPC	Master Carton Length	Master Carton Width	Master Carton Height	Master Carton Volume	Master Cubes	Master Carton Weight
20016	77	26508253885	4.00	7.88	12.00	378.24	0.22	3	10026508253882	14.75	9.25	9.63	1313.21	0.76	6.40
20016SRN	77	26508278956	4.13	8.25	13.25	451.46	0.26	2	10026508278953	14.70	10.60	10.20	1589.36	0.92	5.35
20090	72	26508261712	7.62	5.37	4.60	188.23	0.11	3	10026508261719	14.80	9.21	7.17	977.33	0.57	2.85
20090SRN	72	26508278963	4.38	5.38	8.00	188.34	0.11	3	10026508278960	15.00	9.50	7.40	1054.50	0.61	3.05
20091	76	26508261729	4.00	6.25	13.25	331.25	0.19	2	10026508261726	14.00	11.50	7.50	1207.50	0.70	1.60
20091SRN	76	26508266540	12.90	6.30	4.80	390.10	0.23	2	10026508266547	14.20	13.10	6.90	1283.54	0.74	4.45
20200	80	26508202005	4.75	3.62	2.25	38.69	0.02	18	50026508202000	12.25	10.00	7.25	888.13	0.51	3.42
21005	78	26508203293	4.50	11.50	13.75	711.56	0.41	2	10026508203290	14.38	12.50	9.75	1751.95	1.01	6.90
21532EP	74	26508266557	6.00	6.00	12.63	454.50	0.26	2	10026508266554	12.75	7.00	14.19	1266.28	0.73	4.40
21532EPSRN	74	26508281963	4.75	10.00	12.50	593.75	0.34	2	10026508281960	11.25	10.00	13.25	1490.63	0.86	4.10
21538	37	26508264690	36.90	24.20	14.60	13037.51	7.54	1	-	36.88	24.25	14.63	13077.95	7.57	31.30
21595	37	26508266595	36.40	24.00	14.50	12667.20	7.33	1	-	36.88	24.25	14.63	13077.95	7.57	36.40
21689	37	26508323625	36.70	24.10	14.60	12913.00	7.47	1	10026508323622	36.70	24.10	14.60	12913.00	7.47	37.10
21999	74	26508160145	5.00	9.44	11.75	554.60	0.32	2	20026508160149	19.50	12.13	5.75	1360.08	0.79	8.30
21999EP	74	26508187883	8.56	5.31	2.81	127.98	0.07	6	10026508187880	16.06	9.25	6.60	980.65	0.57	8.10
23026	72	26508224281	5.38	5.50	6.63	196.18	0.11	4	10026508224288	22.50	6.00	8.00	1080.00	0.63	4.20
23026EP	72	26508266489	5.50	5.38	6.60	195.29	0.11	4	10026508266486	22.60	7.70	6.20	1078.92	0.62	3.70
23026EPW	72	26508266496	6.50	5.40	5.00	175.50	0.10	4	10026508266493	22.70	7.70	6.20	1083.70	0.63	3.65
23027SRN	72	26508187906	8.56	5.31	2.81	127.98	0.07	6	10026508187903	16.06	9.25	6.60	980.65	0.57	7.80
23027EPSRN	72	26508187609	8.56	5.31	2.81	127.98	0.07	6	10026508187606	16.06	9.25	6.60	980.65	0.57	8.22
23040W	75	26508224304	5.56	6.13	13.90	473.36	0.27	2	10026508224301	14.50	9.50	7.25	998.69	0.58	4.00
23040EPW	75	26508266502	5.56	6.13	13.90	473.75									

FAUCETS

Model No.	Page	UPC	Unit Length	Unit Width	Unit Height	Unit Volume	Indiv Cube	Case Qty.	Master Carton UPC	Master Carton Length	Master Carton Width	Master Carton Height	Master Carton Volume	Master Cubes	Master Carton Weight
26310	78	26508257913	4.50	8.25	13.25	491.91	0.28	2	10026508257910	14.00	9.25	9.88	1278.81	0.74	6.40
26500SRN	73	26508210604	5.00	5.56	7.88	219.06	0.13	3	10026508210601	13.75	8.63	7.00	830.64	0.48	3.00
28501SRN	77	26508309674	23.00	9.00	4.00	828.00	0.48	2	10026508309671	24.00	9.75	9.25	2164.50	1.25	8.38
74998	35	26508028070	10.25	7.00	4.00	287.00	0.17	12	10026508028077	20.75	14.00	12.38	3596.40	2.08	27.60
82228	63	26508822289	10.10	8.20	5.40	447.23	0.26	2	20026508822283	20.80	8.90	6.30	1166.26	0.67	9.35
82228SRN	63	26508269114	10.13	8.13	5.50	452.96	0.26	2	10026508269111	20.88	8.75	6.50	1187.55	0.69	8.90
82330	62	26508295557	10.10	8.20	5.50	455.51	0.26	2	10026508295554	20.70	8.70	6.30	1134.57	0.66	8.00
82510	86	26508223925	6.88	6.88	5.13	242.24	0.14	2	10026508223922	14.38	7.50	6.13	660.35	0.38	3.50
82537	63	26508276204	10.13	8.13	5.50	452.96	0.26	2	10026508276201	20.88	8.75	6.50	1187.55	0.69	7.60
82537BRB	63	26508276211	10.13	8.13	5.50	452.96	0.26	2	10026508276218	20.88	8.75	6.50	1187.55	0.69	7.60
82537SRN	63	26508276228	10.13	8.13	5.50	452.96	0.26	2	10026508276225	20.88	8.75	6.50	1187.55	0.69	7.60
82550	62	26508251683	10.13	8.13	5.50	452.96	0.26	2	10026508251680	20.60	8.90	6.20	1136.71	0.66	10.20
82550SRN	62	26508248102	10.13	8.13	5.50	452.96	0.26	2	10026508248109	20.50	8.75	6.25	1121.09	0.65	10.26
82602	65	26508271681	10.08	8.11	5.51	450.44	0.26	3	10026508271688	24.72	10.71	6.06	1604.39	0.93	10.95
82603	60	26508271698	10.08	8.19	5.43	448.27	0.26	1	10026508271695	10.10	8.10	5.30	433.59	0.25	3.60
82603SRN	60	26508271704	10.10	8.20	5.30	438.95	0.25	3	10026508271701	24.70	10.70	6.30	1665.03	0.96	11.95
82604	66	26508271711	10.16	8.11	5.43	447.42	0.26	3	10026508271718	24.80	10.71	6.22	1652.08	0.96	10.40
82604SRN	66	26508222492	17.13	11.38	2.88	560.04	0.32	2	10026508222499	17.75	11.75	6.50	1355.66	0.78	11.10
82610BRB	66	26508309155	22.90	10.10	6.10	1410.86	0.82	2	10026508309152	23.40	12.40	10.30	2998.60	1.72	13.20
82611SRN	61	26508291061	22.90	9.70	6.20	1377.20	0.79	2	10026508291068	23.40	12.40	10.00	2901.60	1.67	14.35
82611SRN	61	26508291061	22.90	9.70	6.20	1377.20	0.79	2	10026508291068	23.40	12.40	10.00	2901.60	1.67	14.35
82613SRN	60	26508271735	10.10	8.20	5.40	447.23	0.26	2	10026508271732	20.80	8.80	6.20	1134.85	0.66	8.20
82628	64	026508305829	18.50	9.70	4.90	879.30	0.51	2	10026508305826	18.90	10.20	10.20	1966.35	1.14	11.20
82628SRN	64	026508305843	18.50	9.70	4.90	879.30	0.51	2	10026508305840	18.90	10.20	10.20	1966.35	1.14	11.20
82628BL	64	026508305836	18.50	9.70	4.90	879.30	0.51	2	10026508305833	18.90	10.20	10.20	1966.35	1.14	11.20
82663	65	26508271742	10.00	8.20	5.40	442.80	0.26	3	10026508271749	24.70	10.90	6.20	1669.23	0.97	16.05
82770	60	26508278406	13.12	9.13	5.50	658.46	0.38	2	10026508278403	18.75	13.63	6.50	1661.16	0.96	8.70
82770BL	60	26508282885	13.12	9.13	5.50	658.46	0.38	2	10026508282882	18.60	13.50	6.30	1581.93	0.92	11.05
82770SRN	60	26508299340	13.10	9.20	5.50	662.86	0.38	2	10026508299347	18.60	13.60	6.20	1568.35	0.91	11.00
82830	61	26508221235	10.13	8.13	5.50	452.96	0.26	2	10026508221232	20.88	8.75	6.50	1187.55	0.69	10.70
82830SRN	61	26508221242	10.13	8.13	5.50	452.96	0.26	2	10026508221249	20.88	8.75	6.50	1187.55	0.69	10.90
82835EP	66	26508236154	10.13	8.13	5.50	452.96	0.26	2	10026508236151	20.88	8.75	6.50	1187.55	0.69	8.38
82835EPSRN	66	26508273050	24.50	12.30	3.80	1145.13	0.66	2	10026508273057	25.00	13.10	8.00	2620.00	1.52	16.40
82850SRN	64	26508252581	18.50	9.62	4.75	845.36	0.49	2	10026508252588	19.12	10.25	10.50	2057.79	1.19	11.00
82879	64	26508828793	18.50	9.62	4.75	845.36	0.49	2	10026508828790	18.90	10.40	10.30	2024.57	1.17	11.90
82879SRN	64	26508282793	18.50	9.62	4.75	845.36	0.49	2	10026508282790	19.00	10.40	10.30	2035.28	1.18	11.95
82879BRB	64	26508282786	18.50	9.62	4.75	845.36	0.49	2	10026508282783	18.90	10.30	10.30	2005.10	1.16	12.10
82910	60	26508184172	10.13	8.13	5.50	452.96	0.26	2	10026508184179	20.88	8.75	6.50	1187.55	0.69	10.00
82910BRB	60	26508203729	10.13	8.13	5.50	452.46	0.26	2	10026508203726	20.88	8.75	6.50	1187.55	0.69	9.00
82910SRN	60	26508209530	10.13	8.13	5.50	452.96	0.26	2	10026508209537	20.80	8.80	6.40	1171.46	0.68	7.85
82912SRN	66	26508209547	10.13	8.13	5.50	452.96	0.26	2	10026508209544	20.88	8.75	6.50	1187.55	0.69	9.20
82922	61	26508269060	18.50	9.62	4.75	845.36	0.49	2	10026508269067	19.12	10.25	10.50	2057.79	1.19	10.70
82922SRN	61	26508269077	18.60	9.80	4.70	856.72	0.50	2	10026508269074	19.10	10.40	10.30	2045.99	1.18	11.50
84128	50	26508295588	10.00	7.90	5.50	434.50	0.25	2	10026508295585	20.80	8.70	6.10	1103.85	6.40	0.63
84128SRN	50	26508295601	10.00	7.90	5.50	434.50	0.25	2	10026508295608	20.80	8.70	6.10	1103.85	6.40	0.63
84128BRB	50	26508295595	10.00	7.90	5.50	434.50	0.25	2	10026508295592	20.80	8.70	6.10	1103.85	6.40	0.63
84137SRN	51	26508275191	10.00	8.40	5.40	453.60	0.26	2	10026508275198	20.80	8.70	6.20	1121.95	0.65	8.00
84144SRN	48	26508282083	12.13	7.63	6.00	555.31	0.32	2	10026508282080	15.90	12.60	6.80	1362.31	0.79	9.26
84144BRB	48	26508282076	12.13	7.63	6.00	555.31	0.32	2	10026508282073	15.90	12.60	6.80	1362.31	0.79	9.26

FAUCETS

Model No.	Page	UPC	Unit Length	Unit Width	Unit Height	Unit Volume	Indiv Cube	Case Qty.	Master Carton UPC	Master Carton Length	Master Carton Width	Master Carton Height	Master Carton Volume	Master Cubes	Master Carton Weight
84504SRN	56	26508282694	13.12	9.13	5.50	658.46	0.38	2	10026508282691	18.50	13.60	6.30	1585.08	0.92	13.00
84505SRN	47	26508282700	20.75	9.44	3.00	587.64	0.34	2	10026508282707	21.00	10.00	7.00	1470.00	0.85	10.75
84506SRN	52	26508282717	10.10	8.40	5.50	466.62	0.27	2	10026508282714	20.60	8.80	6.30	1142.06	0.66	9.10
84532	52	26508282755	10.13	8.13	5.50	452.96	0.26	2	10026508282752	20.70	8.70	6.20	1116.56	0.65	8.40
84532SRN	52	26508282779	10.13	8.13	5.50	452.96	0.26	2	10026508282776	20.70	8.60	6.10	1085.92	0.63	8.55
84532BRB	52	26508282762	10.13	8.13	5.50	452.96	0.26	2	10026508282769	20.80	8.70	6.30	1140.05	0.66	8.45
84535	47	26508282816	20.75	9.44	3.00	587.64	0.34	2	10026508282813	21.20	9.90	6.80	1427.18	0.83	8.55
84535SRN	47	26508282830	20.75	9.44	3.00	587.64	0.34	2	10026508282837	21.30	9.90	7.00	1476.09	0.85	8.55
84535BRB	47	26508282823	20.75	9.44	3.00	587.64	0.34	2	10026508282820	21.20	9.90	6.90	1448.17	0.83	8.50
84537	52	26508276174	10.13	8.13	5.50	452.96	0.26	2	10026508276171	20.71	8.82	6.22	1136.16	0.66	7.20
84537BRB	52	26508276181	10.13	8.13	5.50	452.96	0.26	2	10026508276188	20.79	8.82	6.30	1155.22	0.67	7.20
84537SRN	52	26508276198	10.13	8.13	5.50	452.96	0.26	2	10026508276195	20.71	8.74	6.14	1111.37	0.64	7.30
84539	56	26508282847	13.12	9.13	5.50	658.46	0.38	2	10026508282844	18.60	13.50	6.30	1581.93	0.92	10.55
84539SRN	56	26508282861	13.13	9.13	5.50	658.71	0.38	2	10026508282868	18.70	13.60	6.30	1602.22	0.93	10.75
84539BRB	56	26508282854	13.12	9.13	5.50	658.46	0.38	2	10026508282851	18.60	13.50	6.40	1607.04	0.93	10.70
84603	49	26508271759	10.16	8.19	5.51	458.49	0.27	3	10026508271756	24.60	10.80	6.10	1620.65	0.94	9.95
84603SRN	49	26508271766	10.20	8.20	5.40	451.66	0.26	2	10026508271763	20.70	8.80	6.30	1147.61	0.66	6.95
84627	48	26508305881	20.70	9.40	3.20	622.66	.36	2	10026508305888	21.10	10.10	6.90	1470.50	0.85	8.60
84627SRN	48	26508305904	20.70	9.40	3.20	622.66	.36	2	10026508305901	21.10	10.10	6.90	1470.50	0.85	8.60
84627BL	48	26508305898	20.70	9.40	3.20	622.66	.36	2	10026508305895	21.10	10.10	6.90	1470.50	0.85	8.60
84629	57	26508305942	13.00	9.30	5.60	677.40									

FAUCETS

Model No.	Page	UPC	Unit Length	Unit Width	Unit Height	Unit Volume	Indiv Cube	Case Qty.	Master Carton UPC	Master Carton Length	Master Carton Width	Master Carton Height	Master Carton Volume	Master Cubes	Master Carton Weight
87066BL	23	26508285473	24.50	12.25	3.63	1087.95	0.63	2	10026508285470	24.90	13.20	8.00	2629.44	1.52	14.80
87066SRS	23	26508250365	24.50	12.25	3.63	1087.95	0.63	2	10026508250362	25.13	8.00	13.25	2663.25	1.54	14.80
87163SRS	21	26508329382	24.60	12.30	3.80	1149.00	0.66	2	10026508329387	24.90	13.50	8.19	2679.00	1.55	13.60
87230BRB	27	26508240953	20.75	12.31	3.38	862.08	0.50	2	10026508240950	21.38	13.38	7.75	2215.65	1.28	12.54
87230SRS	27	26508240946	20.75	12.31	3.38	862.08	0.50	2	10026508240943	21.38	13.38	7.75	2215.65	1.28	11.64
87233BL	18	26508325346	24.70	12.30	3.80	1154.48	0.67	2	10026508325343	24.80	8.00	13.25	2628.80	1.52	11.50
87233SRS	18	26508309100	24.70	12.30	3.80	1154.48	0.67	2	10026508309107	24.80	13.20	8.00	2618.88	1.52	12.45
87233BRB	18	26508309094	24.50	12.25	3.63	1087.95	0.63	2	10026508309091	24.80	13.10	8.10	2631.53	1.52	12.30
87235SRS	23	26508278307	24.50	12.25	3.63	1087.95	0.63	2	10026508278304	24.90	12.90	8.30	2666.04	1.54	14.55
87245	21	26508872451	24.50	12.25	3.63	1087.95	0.63	2	10026508872458	24.40	12.20	3.80	1131.18	0.65	13.70
87272EVSRS	17	26508335444	31.62	14.25	4.19	1888.00	1.09	2	10026508335441	32.00	14.70	9.60	4515.00	2.61	19.60
87292SRS	34	26508299197	17.00	11.40	3.20	620.16	0.36	2	20026508299191	17.75	12.00	6.81	1450.53	0.84	8.50
87699SRS	22	26508297575	24.50	12.30	3.70	1114.99	0.64	2	10026508297572	24.80	13.60	8.00	2698.24	1.56	14.05
87301BL	27	26508336953	24.50	12.25	3.63	1088.00	0.63	2	10026508336950	25.13	8.00	13.20	2663.00	1.54	9.90
87301SRS	27	26508222478	24.50	12.25	3.63	1087.95	0.63	2	10026508222475	25.13	8.00	13.25	2663.25	1.54	15.30
87355SRS	18	26508281413	24.50	12.25	3.63	1087.95	0.63	2	10026508281410	24.80	13.50	8.00	2678.40	1.55	16.00
87359E2SRS	17	26508256220	26.63	14.25	4.19	1588.95	0.92	2	10026508256227	27.19	14.88	9.44	3817.74	2.21	17.30
87377SRS	25	26508297537	20.60	9.50	3.10	606.67	0.35	2	10026508297534	21.10	10.00	6.70	1413.70	0.82	10.65
87377BRB	25	26508297520	20.70	9.50	3.20	629.28	0.36	2	10026508297527	21.00	10.00	6.90	1449.00	0.84	10.65
87394SRS	22	26508297551	24.60	12.30	4.10	1240.58	0.72	2	10026508297558	24.90	13.00	8.20	2654.34	1.54	14.90
87394BRB	22	26508297544	24.50	12.30	3.90	1175.27	0.68	2	10026508297541	24.80	13.20	8.00	2618.88	1.52	14.85
87395SRS	23	26508290613	24.40	12.30	3.90	1170.47	0.68	2	10026508290610	24.90	13.20	8.00	2629.44	1.52	15.10
87402SRS	20	26508275870	24.50	12.25	3.63	1087.95	0.63	2	10026508275877	24.80	12.99	8.03	2586.88	1.50	14.60
87403	32	26508874035	17.13	10.38	2.88	512.09	0.30	2	10026508874032	17.40	10.94	6.54	1244.93	0.72	8.70
87403SRS	32	26508275856	17.13	10.38	2.88	512.09	0.30	2	10026508275853	17.48	10.79	6.38	1203.33	0.70	8.95
87454SRS	26	26508290620	20.75	9.44	3.00	587.64	0.34	2	10026508290627	21.38	10.00	7.00	1496.25	0.87	9.85
87519SRS	22	26508273050	24.50	12.30	3.80	1145.13	0.66	2	10026508273057	25.00	13.10	8.00	2620.00	1.52	16.40
87593SRS	35	26508284896	20.75	9.44	3.00	587.64	0.34	2	10026508284893	21.20	10.00	6.90	1462.80	0.85	8.10
87599SRS	21	26508232903	24.50	12.25	3.63	1087.95	0.63	2	10026508232900	25.13	8.00	13.25	2663.25	1.54	17.62
87603	30	26508289334	15.20	12.00	2.90	528.96	0.31	3	10026508289331	15.40	12.40	9.20	1756.83	1.02	9.30
87604	30	26508289358	15.20	12.00	2.90	528.96	0.31	2	10026508289355	15.60	12.40	6.30	1218.67	0.71	7.45
87605	30	26508289372	15.20	12.00	2.90	528.96	0.31	3	10026508289379	15.90	12.40	9.10	1794.16	1.04	10.80
87650SRS	27	26508221297	24.50	12.25	3.63	1087.95	0.63	2	10026508221294	25.13	8.00	13.25	2663.25	1.54	15.80
87682SRS	35	26508221310	20.75	9.44	3.00	587.64	0.34	2	10026508221317	21.38	10.00	7.00	1496.25	0.87	8.80
87696EWSRS	17	26508285480	26.63	14.25	3.63	1375.35	0.80	1	10026508285487	27.00	14.80	4.50	1798.20	1.04	9.45
87910	21	26508214251	24.50	12.25	3.63	1087.95	0.63	2	10026508214258	25.13	8.00	13.25	2663.25	1.54	15.24
96778	85	26508967782	3.75	2.62	1.62	15.92	0.01	36	50026508967787	12.50	10.75	6.44	865.38	0.50	2.02
96782	83	26508967829	5.50	4.75	1.88	49.12	0.03	18	50026508967824	20.50	5.88	10.38	1251.21	0.72	3.78
98035	83	26508042564	5.50	4.62	2.25	57.17	0.03	18	50026508042569	20.50	5.88	10.38	1251.21	0.72	2.34
98036	83	26508042571	3.75	2.62	1.00	9.83	0.01	18	50026508042576	7.75	6.25	10.38	502.78	0.29	4.50
98037	83	26508042588	5.50	4.62	2.00	50.82	0.03	18	50026508042583	20.50	5.88	10.38	1251.21	0.72	2.88
98039	83	26508042601	5.50	4.62	2.00	50.82	0.03	18	50026508042606	20.50	5.88	10.38	1251.21	0.72	4.50
98040	82	26508043400	5.50	4.50	2.00	49.50	0.03	18	50026508043405	12.25	10.00	7.25	888.13	0.51	2.70
100112	81	26508055670	3.75	2.75	1.00	10.31	0.01	72	30026508055671	8.88	8.25	10.38	760.44	0.44	5.76
100429	84	26508057476	4.00	3.00	0.50	6.00	0.00	250	20026508057470	20.38	14.38	11.00	3221.80	1.86	25.00
100710	83	26508059524	5.50	4.75	1.88	49.12	0.03	18	50026508059529	20.50	5.88	10.38	1251.21	0.72	4.50
104421	82	26508074589	7.50	1.40	1.50	15.75	0.01	36	20026508074583	25.59	11.02	11.62	3276.86	1.90	32.40
179100	84	26508229781	3.60	6.25	7.75	174.38	0.10	3	10026508229788	12.20	10.40	7.40	938.91	0.54	2.80
179101	86	26508229798	3.40	6.00	9.42	192.17	0.11	3	10026508229795	12.00	10.40	7.50	936.00	0.54	3.80

FAUCETS

Model No.	Page	UPC	Unit Length	Unit Width	Unit Height	Unit Volume	Indiv Cube	Case Qty.	Master Carton UPC	Master Carton Length	Master Carton Width	Master Carton Height	Master Carton Volume	Master Cubes	Master Carton Weight
179102	86	26508228272	1.13	8.50	11.00	105.19	0.06	6	10026508228279	11.20	9.20	6.30	649.15	0.38	2.90
179103	84	26508228289	5.50	4.75	1.88	49.12	0.03	18	10026508228286	20.50	5.88	10.38	1251.21	0.72	1.08
179104	84	26508228296	5.50	4.75	1.88	49.12	0.03	18	10026508228293	20.20	10.30	6.10	1269.17	0.73	4.15
179107	82	26508233122	0.50	2.63	3.75	4.92	0.00	36	20026508233126	12.30	10.70	6.40	842.30	0.49	1.90
179108	82	26508233139	3.00	7.38	10.69	236.45	0.14	3	10026508233136	11.40	8.50	7.90	765.51	0.44	3.20
179110	86	26508246795	12.50	4.50	2.00	112.50	0.07	3	10026508246792	14.10	10.80	5.60	852.77	0.49	3.15
186117	76	26508284742	2.44	4.00	6.00	58.56	0.03	6	10026508284749	12.50	6.00	5.80	435.00	0.25	2.35
186117BL	76	26508329221	2.44	4.00	6.00	58.56	0.03	6	10026508329228	9.00	8.50	6.40	489.60	0.28	1.02
186117SRN	76	26508284759	2.44	4.00	6.00	58.56	0.03	6	20026508284753	9.13	8.35	6.54	498.58	0.29	2.55
186589	44	26508266533	13.80	6.00	5.70	471.96	0.27	2	10026508266530	14.60	9.90	7.10	1026.23	0.59	4.35
ARC-4200	43	29122010520	5.90	5.00	4.40	129.80	0.08	60	10029122010527	5.90	5.00	4.40	129.80	0.08	48.00
ARC-4200-CH/SN	43	29122010711	3.25	7.25	8.13	191.56	0.11	6	10029122010718	14.19	9.88	9.25	1296.83	0.75	4.80
AS-4201-AL	43	29122010667	1.75	1.75	1.00	3.06	0.00	100	10029122010664	1.75	1.75	1.00	3.06	0.00	5.00
AS-4201-BG	43	26508292075	1.75	1.75	1.00	3.06	0.00	100	10026508292072	11.50	10.20	9.10	1067.43	0.62	10.00
AS-4201-BIS	43	29122010643	1.75	1.75	1.00	3.06	0.00	100	10029122010640	1.75	1.75	1.00	3.06	0.00	5.00
AS-4201-BL	43	26508294369	1.75	1.75	1.00	3.06	0.00	100	10026508294366	11.50	10.20	9.10	1067.43	0.62	10.00
AS-4201-BLS	43	26508294574	1.75	1.75	1.00	3.06	0.00	100	10026508294571	11.50	10.20	9.10	1067.43	0.62	10.00
AS-4201-BR	43	29122010650	1.75	1.75	1.00	3.06	0.00	100	10029122010657	1.75	1.75	1.00	3.06	0.00	5.00
AS-4201-BRB	43	26508251706	1.75	1.75	1.00	3.06	0.00	100	10026508251703	1.75	1.75	1.00	3.06	0.00	5.00
AS-4201-CH	43	29122010681	1.75	1.75	1.00	3.06	0.00	100	10029122010688	11.50	10.20	9.10	1067.43		

FAUCETS

Model No.	Page	UPC	Unit Length	Unit Width	Unit Height	Unit Volume	Indiv Cube	Case Qty.	Master Carton UPC	Master Carton Length	Master Carton Width	Master Carton Height	Master Carton Volume	Master Cubes	Master Carton Weight
CA87554C	29	26508192672	18.38	11.38	3.43	716.92	0.41	3	10026508192679	19.00	12.00	11.38	2593.50	1.50	15.00
CA87685	34	26508195208	15.25	11.25	2.75	471.80	0.27	2	10026508195205	15.50	12.00	6.75	1255.50	0.73	8.90
CA87888	32	26508195246	17.13	11.38	2.88	560.04	0.32	3	10026508195243	18.00	11.88	9.75	2084.06	1.21	15.00
CA100112	81	26508266403	3.75	2.75	1.00	10.31	0.01	18	20026508266407	7.75	6.25	1.00	502.78	0.03	1.44
EXL100C	40	26508295670	17.60	9.80	9.70	1673.06	0.97	2	10026508295677	19.50	18.00	10.00	3510.00	2.03	36.30
GX50C	41	26508261798	9.69	9.39	14.88	1353.92	0.78	2	10026508261795	20.28	10.20	15.63	3233.16	1.87	25.96
GX100C	40	26508277720	9.69	9.69	17.52	1645.06	0.95	1	10026508277727	17.70	10.20	10.00	1805.40	1.04	17.38
GXB75C	40	26508274453	9.69	9.69	17.52	1645.06	0.95	2	10026508274450	20.00	10.30	18.50	3811.00	2.21	19.68
GXP33C	42	26508261811	14.70	6.50	6.40	611.52	0.35	2	10026508261818	15.40	13.20	6.90	1402.63	0.81	20.70
GXP50C	42	26508261804	14.60	6.40	6.40	598.02	0.35	2	10026508261801	15.50	13.20	6.90	1411.74	0.82	21.15
GXS75C	41	26508261781	14.90	9.70	9.70	1401.94	0.81	2	10026508261788	19.90	15.60	10.30	3197.53	1.85	27.85
IN208C2	71	26508323496	7.31	9.56	15.13	1057.42	0.61	2	10026508323493	18.27	15.20	8.19	2274.40	1.32	10.00
IN208H2	71	26508323519	5.00	7.19	12.63	453.74	0.26	2	10026508323516	13.07	10.47	8.03	1098.85	0.64	5.85
INC20801	71	3760094160819	1.85	1.45	6.69	17.95	0.01	6	13760094160816	7.30	5.00	4.30	156.95	0.09	1.55
INC20802	71	3760094160826	1.85	1.45	6.69	17.95	0.01	6	13760094160823	7.30	5.00	4.30	156.95	0.09	1.55
INC20803	71	3760094160833	1.85	1.45	6.69	17.95	0.01	6	13760094160830	7.30	5.00	4.30	156.95	0.09	1.60
INC20804	71	3760094160840	1.85	1.45	6.69	17.95	0.01	6	13760094160847	7.40	5.00	4.30	159.10	0.09	1.55
L84533SRN	48	26508252635	20.90	9.50	3.20	635.36	0.37	2	10026508252632	21.40	10.10	6.80	1469.75	0.85	10.15
N207C0BL	70	26508324028	26.50	15.25	4.31	1742.99	1.01	2	10026508324025	27.50	16.75	10.00	4606.25	2.67	16.00
N207C0BLC	70	26508324035	26.50	15.25	4.31	1742.99	1.01	2	10026508324032	27.50	16.75	10.00	4606.25	2.67	16.00
N207C0CH	70	26508324042	26.50	15.25	4.31	1742.99	1.01	2	10026508324049	27.50	16.75	10.00	4606.25	2.67	16.00
N207C0SRN	70	26508324059	26.50	15.25	4.31	1742.99	1.01	2	10026508324056	27.50	16.75	10.00	4606.25	2.67	16.00
N207H0BL	70	26508318089	4.75	6.25	12.63	374.80	0.22	2	10026508318086	13.75	10.50	7.25	1046.72	0.61	6.00
N207H0BLC	70	26508324066	4.75	6.25	12.63	374.80	0.22	2	10026508324063	13.75	10.50	7.25	1046.72	0.61	6.00
N207H0CH	70	26508318096	4.75	6.25	12.63	374.80	0.22	2	10026508318093	13.75	10.50	7.25	1046.72	0.61	6.00
N207H0SRN	70	26508318102	4.75	6.25	12.63	374.80	0.22	2	10026508318109	13.75	10.50	7.25	1046.72	0.61	6.00
N207R0BL	70	26508318119	26.50	15.25	4.31	1742.99	1.01	2	10026508318116	27.50	16.75	10.00	4606.25	2.67	16.00
N207R0BLC	70	26508324073	26.50	15.25	4.31	1742.99	1.01	2	10026508324070	27.50	16.75	10.00	4606.25	2.67	16.00
N207R0CH	70	26508318126	26.50	15.25	4.31	1742.99	1.01	2	10026508318123	27.50	16.75	10.00	4606.25	2.67	16.00
N207R0SRN	70	26508318133	26.50	15.25	4.31	1742.99	1.01	2	10026508318130	27.50	16.75	10.00	4606.25	2.67	16.00
N207Z0BL	70	26508324080	2.44	4.00	6.00	58.56	0.03	6	20026508324084	12.40	6.40	5.90	468.22	0.27	48.00
N207Z0GLC	70	26508324097	2.44	4.00	6.00	58.56	0.03	6	20026508324091	12.40	6.40	5.90	468.22	0.27	48.00
N207Z0SRN	70	26508324103	2.44	4.00	6.00	58.56	0.03	6	20026508324107	12.40	6.40	5.90	468.22	0.27	48.00
WS84228	51	26508269046	12.00	7.70	5.80	535.92	0.31	2	10026508269043	15.70	12.50	6.70	1314.88	0.76	8.60
WS84228BRB	51	26508269053	12.00	7.60	5.50	501.60	0.29	2	10026508269050	15.80	12.50	6.70	1323.25	0.77	8.60
WS84228SRN	51	26508262931	12.10	7.70	5.90	549.70	0.32	2	10026508262938	15.70	12.50	6.80	1334.50	0.77	8.85
WS84229SRN	55	26508262948	13.10	9.20	5.70	686.96	0.40	2	10026508262945	18.60	13.60	6.30	1593.65	0.92	12.05
WS84503	46	26508262290	11.42	6.38	4.96	361.38	0.21	3	10026508262297	19.53	12.05	5.91	1390.84	0.80	9.10
WS84550	50	26508262191	10.10	8.20	5.50	455.51	0.26	2	10026508262198	20.70	9.00	6.20	1155.06	0.67	8.45
WS84550SRN	50	26508262207	10.10	8.20	5.40	447.23	0.26	2	10026508262204	20.60	8.90	6.40	1173.38	0.68	8.60
WS84551	54	26508262979	13.10	9.20	5.50	662.86	0.38	2	10026508262976	18.50	13.60	6.30	1585.08	0.92	11.95
WS84551SRN	54	26508262283	13.10	9.20	5.50	662.86	0.38	2	10026508262280	18.60	13.60	6.60	1669.54	0.97	12.05
WS84660	52	26508277362	10.13	8.13	5.50	452.96	0.26	2	10026508277369	20.70	8.80	6.10	1111.18	0.64	9.80
WS84660SRN	52	26508262924	10.10	8.20	5.50	455.51	0.26	2	10026508262921	20.60	9.00	6.30	1168.02	0.68	9.75
WS84661	56	26508277379	13.10	9.20	5.60	674.91	0.39	2	10026508277376	18.50	13.60	6.30	1585.08	0.92	13.80
WS84661SRN	56	26508263006	13.10	9.20	5.60	674.91	0.39	2	10026508263003	18.60	13.70	6.30	1605.37	0.93	13.90
WS84760	47	26508267042	20.80	9.50	3.10	612.00	0.35	2	10026508267049	21.20	10.00	6.80	1441.60	0.83	8.90
WS84760SRN	47	26508277140	20.80	9.50	3.10	612.00	0.35	2	10026508277147	21.20	10.00	6.80	1441.60	0.83	8.90
WS84800	49	26508262955	10.20	8.20	5.40	451.66	0.26	2	10026508262952	20.80	9.00	6.20	1160.64	0.67	9.20

FAUCETS

Model No.	Page	UPC	Unit Length	Unit Width	Unit Height	Unit Volume	Indiv Cube	Case Qty.	Master Carton UPC	Master Carton Length	Master Carton Width	Master Carton Height	Master Carton Volume	Master Cubes	Master Carton Weight
WS84800SRN	49	26508262962	10.10	8.20	5.30	438.95	0.25	2	10026508262969	20.70	8.90	6.20	1142.23	0.66	9.30
WS84805SRN	46	26508262467	20.60	9.50	3.00	587.10	0.34	2	10026508262464	21.40	10.00	6.80	1455.20	0.84	10.25
WS84820	54	26508262511	13.10	9.20	5.50	662.86	0.38	2	10026508262518	18.60	13.70	6.20	1579.88	0.91	12.80
WS84820SRN	54	26508262504	20.80	9.60	3.00	599.04	0.35	2	10026508262501	21.20	10.00	6.80	1441.60	0.83	10.40
WS84850SRN	53	26508262474	12.10	7.70	5.80	540.39	0.31	2	10026508262471	15.90	12.60	6.80	1362.31	0.79	8.85
WS84855SRN	57	26508262481	13.10	9.20	5.60	674.91	0.39	2	10026508262488	18.70	13.60	6.30	1602.22	0.93	13.15
WS84876BRB	53	26508262627	10.20	8.20	5.40	451.66	0.26	2	10026508262624	20.70	8.80	6.30	1147.61	0.66	8.60
WS84876SRN	53	26508262641	10.13	8.13	5.50	452.96	0.26	2	10026508262648	20.88	8.75	6.50	1187.55	0.69	8.66
WS84912	49	26508262375	10.08	8.11	5.43	443.90	0.26	3	10026508262372	24.80	10.63	5.98	1576.47	0.91	10.55
WS84912SRN	49	26508262382	10.10	8.20	5.50	455.51	0.26	2	10026508262389	10.10	8.30	5.50	441.07	0.27	0.00
WS84913	49	26508262405	10.10	8.10	5.40	441.77	0.26	3	10026508262402	24.90	10.80	6.10	1640.41	0.95	10.70
WS84913BRB	49	26508262399	10.20	8.20	5.50	460.02	0.27	2	10026508262396	20.70	8.90	6.30	1160.65	0.67	7.90
WS84913SRN	49	26508262412	10.10	8.10	5.40	441.77	0.26	2	10026508262419	20.90	8.90	6.20	1153.26	0.67	7.25
WS84922	50	26508262535	10.20	8.40	5.40	462.67	0.27	2	10026508262532	21.00	8.80	6.30	1164.24	0.67	9.40
WS84922SRN	50	26508262559	10.10	8.40	5.40	458.14	0.27	2	10026508262556	20.80	8.70	6.00	1085.76	0.63	9.25
WS84923	46	26508269084	20.70	9.50	3.00	589.95	0.34	2	10026508269081	21.30	10.10	6.80	1462.88	0.85	10.40
WS84924	54	26508262986	13.10	9.20	5.60	674.91	0.39	2	10026508262983	18.70	13.60	6.60	1678.51	0.97	11.20
WS84924BRB	54	26508262429	13.00	9.70	5.60	706.16	0.41	2	10026508262426	18.50	13.60	6.60	1660.56	0.96	11.20
WS84924SRN	54	26508262436	13.12	9.13	5.50	658.46	0.38	2	10026508262433	18.70	13.80	6.70	1729.00	1.00	11.25
WSL84502SRN	46	26508262443	11.50	6.40	4.90	360.64	0.21	2	10026508262440	13.00	12.30	5.90	943.41	0.55	5.80
WSL84533	48														

ACCESSORIES

Model No.	Page	UPC	Unit Length	Unit Width	Unit Height	Unit Volume	Indiv Cube	Case Qty.	Master Carton UPC	Master Carton Length	Master Carton Width	Master Carton Height	Master Carton Volume	Master Cubes	Master Carton Weight
3C	120	34584100641	6.50	1.00	1.00	6.50	0.00	250	10034584100648	14.00	13.75	11.50	2,213.75	1.28	7.50
3CH	120	34584015945	4.00	1.50	1.50	9.00	0.01	200	10034584015942	19.10	9.65	10.63	1,957.94	1.13	28.00
3W	120	34584100658	6.00	1.00	1.00	6.00	0.00	250	10034584100655	14.00	13.75	11.25	2,165.63	1.25	11.75
225	120	34584700018	9.00	1.00	1.00	9.00	0.01	288	10034584700015	18.50	14.80	14.00	3,833.20	2.22	15.20
226	120	34584700025	9.00	1.00	1.00	9.00	0.01	288	10034584700015	18.60	14.80	14.00	3,853.92	2.23	15.50
575	124	34584700230	6.50	6.69	3.35	145.48	0.08	20	10034584700237	17.25	13.50	13.50	3,143.81	1.82	18.40
588	124	34584701305	6.80	4.75	2.00	64.60	0.04	80	10034584701302	11.00	8.00	7.25	638.00	0.37	70.40
902	122	34584711007	4.00	3.00	1.50	18.00	0.01	50	10034584711004	16.75	8.50	5.00	711.88	0.41	5.00
908	122	34584712004	6.25	4.00	1.00	25.00	0.01	100	30034584712005	23.50	16.80	8.20	3,237.36	1.87	32.05
910	122	34584719003	3.75	3.00	0.90	10.13	0.01	200	10034584719000	16.50	15.20	10.90	2,733.72	1.58	50.20
910A18	122	34584713001	0.01	0.01	0.01	0.00	0.00	24	-	0.01	0.01	0.01	0.00	0.00	2.40
910A24	122	34584714008	0.01	0.01	0.01	0.00	0.00	24	-	0.01	0.01	0.01	0.00	0.00	2.40
950	122	34584718006	6.00	4.50	0.50	13.50	0.01	200	20034584718000	28.60	27.10	12.00	9,300.72	5.38	46.60
1576SS	124	34584704504	6.50	5.80	3.20	120.64	0.07	40	10034584704501	24.00	16.00	13.50	5,184.00	3.00	21.20
2030	120	34584700032	3.75	3.70	2.00	27.75	0.02	144	20034584700036	16.60	14.30	13.00	3,085.94	1.79	31.85
2050CH	120	34584700339	10.50	4.88	1.50	76.86	0.04	72	20034584700333	23.30	19.00	15.30	6,773.31	3.92	37.60
2080CH	120	34584700346	10.25	4.50	2.40	110.70	0.06	72	20034584700340	19.90	18.90	15.20	5,716.87	3.31	38.20
2218	120	34584700353	22.25	4.34	2.62	253.00	0.15	36	20034584700357	24.30	18.40	17.00	7,601.04	4.40	28.40
2224	120	34584700360	29.00	4.38	2.38	302.31	0.17	36	20034584700364	30.20	18.80	16.50	9,368.04	5.42	33.20
2230	119	34584700377	29.50	1.60	5.00	236.00	0.14	36	20034584700371	35.80	18.50	16.70	11,060.41	6.40	37.40
2500	120	34584700407	1.46	7.00	8.50	86.87	0.05	6	10034584700404	8.94	7.48	8.94	597.83	0.35	2.84
2565CH	124	34584700131	8.00	6.40	3.40	174.08	0.10	36	10034584700138	21.60	21.10	16.00	7,292.16	4.22	27.55
2575	124	34584700162	7.90	6.50	3.30	169.46	0.10	36	20034584700166	21.50	16.00	21.50	7,396.00	4.28	22.68
2860	120	34584700414	8.50	7.00	2.50	148.75	0.09	72	20034584700418	23.10	19.30	18.90	8,426.19	4.88	30.85
5207-181CH	123	34584741059	19.09	9.84	1.81	340.36	0.20	6	10034584741056	20.00	11.00	10.75	2,365.00	1.37	23.63
5207-241CH	123	34584741042	25.08	9.84	1.81	447.05	0.26	6	10034584741049	25.75	10.50	10.25	2,771.34	1.60	25.68
5303CH	111	34584823076	4.70	4.10	2.60	50.10	0.03	24	40034584823074	18.00	11.10	8.70	1,738.26	1.01	10.75
5308CH	111	34584823083	11.10	4.90	3.60	195.80	0.11	24	40034584823081	23.30	21.50	11.70	5,861.12	3.39	26.70
5318CH	111	34584823090	20.90	5.00	3.60	376.20	0.22	3	30034584823091	21.10	11.40	5.60	1,347.02	0.78	4.10
5324CH	111	34584823106	26.30	5.00	3.60	473.40	0.27	3	30034584823107	26.60	11.20	5.30	1,578.98	0.91	4.60
5386CH	111	34584823113	9.10	6.80	3.00	185.64	0.11	24	40034584823111	29.00	18.80	10.20	5,561.04	3.22	19.05
5520NC	123	34584741066	12.00	5.50	2.50	165.00	0.10	24	10034584741063	13.75	12.37	25.00	4,254.18	2.46	22.56
5571	123	34584115713	6.37	6.37	6.74	273.83	0.16	20	10034584115710	33.00	14.50	13.75	6,579.38	3.81	29.00
5577	123	34584700605	7.13	3.63	12.75	329.50	0.19	20	10034584700602	19.00	3.25	29.25	1,807.42	1.05	41.00
5808CH	89	34584220028	11.10	4.30	2.80	133.64	0.08	3	30034584220029	11.60	8.90	4.60	474.90	0.27	3.05
5818CH	89	34584220035	20.10	4.20	2.60	219.49	0.13	3	30034584220036	20.80	8.70	4.80	868.61	0.50	4.20
5824CH	89	34584220042	26.10	4.20	2.60	285.01	0.16	3	30034584220043	26.80	8.90	4.80	1,144.90	0.66	4.60
5886CH	89	34584220073	7.90	6.80	2.50	134.30	0.08	3	30034584220074	8.80	7.80	7.20	494.21	0.29	1.95
7603BN	112	34584017123	11.90	3.20	2.50	95.20	0.06	24	20034584017127	14.90	13.80	13.40	2,755.31	1.59	14.70
7603CB	112	34584656094	13.00	7.14	2.00	185.64	0.11	24	40034584560948	15.00	13.50	13.80	2,794.50	1.62	16.32
7603CH	112	34584656056	12.60	3.80	2.25	107.73	0.06	24	40034584656054	14.80	13.80	13.70	2,798.09	1.62	15.20
7603OWB	112	34584017130	12.60	3.80	2.25	107.73	0.06	24	20034584017134	14.80	13.80	13.50	2,757.24	1.60	14.85
7603W	112	34584656100	13.00	7.14	2.00	185.64	0.11	24	40034584656108	14.90	13.70	13.50	2,755.76	1.60	15.30
23418A	120	34584100122	18.00	0.75	0.75	10.13	0.01	50	10034584100129	18.75	8.25	4.50	696.09	0.40	10.00
23418SS	121	34584100016	18.00	0.75	0.75	10.13	0.01	50	10034584100013	19.00	8.25	4.50	705.38	0.41	12.50
23424A	120	34584100146	23.90	0.90	1.00	21.51	0.01	50	10034584100143	24.75	8.25	4.50	918.84	0.53	7.25
23430A	120	34584100160	30.00	0.75	0.75	16.88	0.01	50	10034584100167	30.25	8.00	4.25	1,028.50	0.60	9.25
23430SS	121	34584100030	30.00	0.75	0.75	16.88	0.01	50	10034584100037	30.50	8.50	4.50	1,166.63	0.68	21.00
23424SS	121	34584100023	24.00	0.60	0.60	8.64	0.01	50	10034584100020	25.00	8.50	4.75	1,009.37	0.58	17.50
25818A	122	34584100184	18.50	0.62	0.62	7.11	0.00	50	10034584100181	0.01	0.01	0.01	0.00	0.00	4.00
25824A	122	34584100191	24.00	0.50	0.50	6.00	0.00	50	10034584100198	24.75	7.25	4.00	717.75	0.42	6.25
90410	85	26508904107	16.80	5.10	3.60	308.45	0.18	10	10026508904104	17.00	10.50	18.50	3,302.25	1.91	41.00
90410BN	85	26508132050	16.80	5.10	3.60	308.45	0.18	10	10026508132057	17.00	10.50	18.50	3,302.25	1.91	41.00

ACCESSORIES

Model No.	Page	UPC	Unit Length	Unit Width	Unit Height	Unit Volume	Indiv Cube	Case Qty.	Master Carton UPC	Master Carton Length	Master Carton Width	Master Carton Height	Master Carton Volume	Master Cubes	Master Carton Weight
90410ORB	85	26508132067	16.90	4.80	3.75	304.20	0.18	10	10026508132064	17.00	10.50	18.50	3,302.25	1.91	41.00
90480	85	26508904800	22.30	5.80	4.30	556.16	0.32	8	10026508904807	22.50	12.12	18.00	4,908.60	2.84	47.12
90480BN	85	26508120873	22.30	5.80	4.30	556.16	0.32	8	10026508120870	23.88	11.25	15.25	4,096.05	2.37	46.40
90480ORB	85	26508132081	22.30	5.80	4.30	556.16	0.32	8	10026508132088	22.50	12.12	18.00	4,908.60	2.84	45.84
90530	85	26508905302	16.80	5.10	3.60	308.45	0.18	10	10026508905309	17.00	10.50	18.50	3,302.25	1.91	17.50
181119	86	26508288498	4.00	8.50	11.00	374.00	0.22	3	10026508288495	12.10	11.90	9.20	1,324.71	0.77	4.20
181119SRN	86	26508288504	4.00	8.50	11.00	374.00	0.22	3	10026508288501	12.00	11.90	9.20	1,313.76	0.76	4.30
BH2903BN	93	34584023445	4.72	4.13	2.56	49.90	0.03	12	20034584023449	19.00	9.10	6.60	1,141.14	0.66	6.50
BH2908BN	93	34584023452	11.02	4.72	2.36	122.75	0.07	3	10034584023459	11.40	7.90	5.30	477.32	0.28	3.70
BH2918BN	93	34584023469	18.90	4.65	2.36	207.41	0.12	3	10034584023466	19.50	8.00	5.20	811.20	0.47	4.25
BH2924BN	93	34584023476	25.00	4.65	2.36	274.35	0.16	3	10034584023473	25.40	7.90	5.20	1,043.43	0.60	4.70
BH2986BN	93	34584023483	8.27	6.89	3.94	224.50	0.13	3	10034584023480	12.70	9.20	7.50	876.30	0.51	3.75
BH5294BN	107	34584024770	27.40	11.20	3.50	1,074.08	0.62	2	10034584024777	27.80	11.90	7.20	2,381.90	1.38	8.85
BP5303OWB	111	34584007643	3.60	3.20	2.90	33.41	0.02	24	20034584007647	19.20	16.20	4.10	1,275.26	0.74	10.00
BP5303SN	111	34584002549	4.20	3.10	3.10	40.36	0.02	24	10034584002546	19.00	15.50	6.25	1,840.63	1.07	11.40
BP5308OWB	111	34584007650	6.40	3.40	3.30	71.81	0.04	6	10034584007657	10.30	7.30	6.80	511.29	0.30	4.60
BP5308SN	111	34584002556	6.40												

ACCESSORIES

Model No.	Page	UPC	Unit Length	Unit Width	Unit Height	Unit Volume	Indiv Cube	Case Qty.	Master Carton UPC	Master Carton Length	Master Carton Width	Master Carton Height	Master Carton Volume	Master Cubes	Master Carton Weight
DN2160BN	115	34584011343	41.00	5.50	3.79	854.65	0.49	3	10034584011340	41.00	11.37	5.50	2,563.94	1.48	9.90
DN2160CH	115	34584011350	41.00	5.50	3.79	854.65	0.49	3	10034584011357	41.00	11.37	5.50	2,563.94	1.48	9.81
DN2160WB	115	34584011367	40.10	3.80	3.50	533.33	0.31	3	10034584011364	40.25	11.25	5.50	2,490.47	1.44	10.11
DN2171BN	115	34584021434	5.12	3.54	39.76	720.64	0.42	3	10034584021431	5.35	11.22	40.55	2,434.09	1.41	8.13
DN2171CH	115	34584021441	5.12	3.54	39.76	720.64	0.42	3	10034584021448	5.35	11.22	40.55	2,434.09	1.41	9.81
DN3601ORB	91	34584020239	4.33	2.76	6.69	79.95	0.05	12	20034584020233	20.00	9.25	8.50	1,572.50	0.91	8.40
DN3603ORB	91	34584016195	4.33	2.83	7.36	90.19	0.05	24	20034584016199	20.75	15.00	10.00	3,112.50	1.80	19.80
DN3608ORB	91	34584016201	4.80	3.15	13.50	204.12	0.12	3	10034584016208	15.50	10.00	5.25	813.75	0.47	4.68
DN3618ORB	91	34584016218	4.92	2.91	25.20	360.79	0.21	3	10034584016215	25.70	5.52	9.84	1,395.94	0.81	5.58
DN3622ORB	91	34584016225	7.09	3.54	27.27	684.44	0.40	3	10034584016222	27.50	11.75	7.50	2,423.44	1.40	8.58
DN3624ORB	91	34584016232	7.86	3.54	27.76	772.41	0.45	3	10034584016239	26.50	9.50	5.50	1,384.63	0.80	6.30
DN3686ORB	91	34584016249	6.93	4.06	11.00	309.49	0.18	3	10034584016246	13.00	11.00	7.50	1,072.50	0.62	4.59
DN4103BN	109	34584483430	4.70	4.00	2.70	50.76	0.03	12	30034584483431	10.80	9.60	9.20	953.86	0.55	8.45
DN4108BN	109	34584483454	10.90	4.80	3.60	188.35	0.11	3	10034584483451	11.40	11.20	5.30	676.70	0.39	4.20
DN4118BN	109	34584483478	20.90	4.80	3.40	341.09	0.20	3	10034584483475	21.30	11.10	5.30	1,253.08	0.73	4.80
DN4122BN	109	34584483492	27.00	7.10	4.20	805.14	0.47	3	10034584483499	27.50	12.00	7.70	2,541.00	1.47	9.60
DN4124BN	109	34584483515	27.10	4.80	3.60	468.29	0.27	3	10034584483512	27.40	11.30	5.30	1,640.99	0.95	6.15
DN4150BN	109	34584483539	21.40	7.10	3.50	531.79	0.31	2	10034584483536	21.90	7.80	7.10	1,212.82	0.70	12.50
DN4186BN	109	34584483553	9.10	6.80	3.00	185.64	0.11	3	10034584483550	9.90	9.50	7.30	686.57	0.40	3.25
DN4190BN	109	34584483577	24.80	5.80	3.80	546.59	0.32	3	10034584483574	25.10	11.40	6.30	1,802.68	1.04	10.80
DN4403BN	110	34584016683	3.20	4.50	5.38	77.47	0.04	12	20034584016687	29.25	13.00	4.50	1,711.13	0.99	10.56
DN4403CH	110	34584016676	3.20	4.50	5.38	77.47	0.04	12	20034584016670	22.44	6.46	10.04	1,455.42	0.84	11.64
DN4403ORB	110	34584016690	5.38	4.50	3.20	77.47	0.04	12	20034584016694	22.50	10.00	6.50	1,462.50	0.85	12.14
DN4408BN	110	34584016713	4.92	3.07	12.13	183.22	0.11	3	10034584016710	9.96	5.79	13.15	758.34	0.44	3.75
DN4408CH	110	34584016706	4.92	3.07	12.13	183.22	0.11	3	10034584016703	11.50	9.50	5.00	546.25	0.32	3.81
DN4408ORB	110	34584016720	12.13	4.92	3.07	183.22	0.11	3	10034584016727	11.50	9.50	5.25	573.56	0.33	4.10
DN4418BN	110	34584016744	4.92	3.03	23.82	355.10	0.21	3	10034584016741	24.00	11.50	5.00	1,380.00	0.80	5.16
DN4418CH	110	34584016737	4.92	3.03	23.82	355.10	0.21	3	10034584016734	24.53	5.31	9.65	1,256.95	0.73	5.25
DN4418ORB	110	34584016751	23.82	4.92	3.03	355.10	0.21	3	10034584016758	24.75	10.00	5.00	1,237.50	0.72	6.17
DN4424BN	110	34584016775	4.92	3.03	26.38	393.26	0.23	3	10034584016772	10.16	5.79	27.09	1,593.61	0.92	5.73
DN4424CH	110	34584016768	4.92	3.03	26.38	393.26	0.23	3	10034584016765	26.97	5.31	9.65	1,381.98	0.80	17.58
DN4486BN	110	34584016805	7.95	2.83	10.24	230.38	0.13	2	20034584016809	11.00	8.50	6.25	584.38	0.34	1.02
DN4486CH	110	34584016799	7.95	2.83	10.24	230.38	0.13	2	20034584016793	8.46	6.10	10.94	564.57	0.33	2.18
DN4486ORB	110	34584016812	7.62	7.12	4.16	225.70	0.13	3	10034584014846	12.38	7.63	7.00	660.52	0.38	4.64
DN5075	124	34584014856	7.10	6.50	3.90	179.99	0.10	3	10034584014853	12.30	7.60	7.00	654.36	0.38	3.60
DN5075W	124	34584014863	7.30	6.60	4.20	202.36	0.12	3	10034584014860	12.40	7.60	7.00	659.68	0.38	3.70
DN6703BN	92	34584000811	4.70	4.00	2.60	48.88	0.03	24	20034584000815	18.90	12.10	9.00	2,058.21	1.19	14.25
DN6703ORB	92	34584483591	4.70	4.00	2.60	48.88	0.03	24	20034584483595	18.90	12.20	9.10	2,098.28	1.21	13.95
DN6708BN	92	34584000828	11.10	4.90	3.00	163.17	0.09	3	10034584000825	11.60	9.90	5.30	608.65	0.35	3.20
DN6708ORB	92	34584483614	11.10	4.90	3.00	163.17	0.09	3	10034584483611	11.60	9.90	5.30	608.65	0.35	3.15
DN6718BN	92	34584000835	20.80	4.90	3.00	305.76	0.18	3	10034584000832	21.30	9.80	5.30	1,106.32	0.64	5.20
DN6718ORB	92	34584483638	20.90	4.90	3.00	307.23	0.18	3	10034584483635	21.40	9.60	5.40	1,109.38	0.64	5.25
DN6724BN	92	34584000842	26.30	4.90	3.00	386.61	0.22	3	10034584000849	26.70	9.70	5.30	1,372.65	0.79	5.70
DN6724ORB	92	34584483652	26.20	4.90	3.00	385.14	0.22	3	10034584483659	26.70	10.10	5.60	1,510.15	0.87	5.65
DN6786BN	92	34584000859	9.20	6.90	3.00	190.44	0.11	3	10034584000856	10.00	9.70	7.30	708.10	0.41	3.10
DN6786ORB	92	34584483676	9.20	6.90	3.00	190.44	0.11	3	10034584483673	10.10	9.70	7.30	715.18	0.41	3.10
DN6801BN	107	34584001146	6.88	4.25	2.75	80.35	0.05	12	30034584001147	20.00	9.00	8.00	1,440.00	0.83	9.84
DN6801CH	107	34584001139	6.88	4.25	2.75	80.35	0.05	3	10034584001136	9.00	5.00	7.60	342.00	0.20	2.46
DN6801ORB	107	34584009333	6.88	4.25	2.75	80.35	0.05	12	30034584009334	20.00	8.98	7.87	1,413.45	0.82	9.84
DN6803BN	107	34584483317	6.08	3.12	3.00	56.91	0.03	12	30034584483318	13.50	10.50	8.00	1,134.00	0.66	11.99
DN6803CH	107	34584483300	5.75	3.13	3.00	53.91	0.03	3	10034584483307	20.25	13.25	6.50	1,744.03	1.01	1.83
DN6803ORB	107	34584015983	5.75	3.13	3.00	53.91	0.03	24	20034584015987	19.92	10.75	7.68	1,644.60	0.95	3.26
DN6808BN	107	34584483331	12.91	5.62	2.91	211.13	0.12	3	10034584483338	12.00	9.50	5.00	570.00	0.33	4.80

ACCESSORIES

Model No.	Page	UPC	Unit Length	Unit Width	Unit Height	Unit Volume	Indiv Cube	Case Qty.	Master Carton UPC	Master Carton Length	Master Carton Width	Master Carton Height	Master Carton Volume	Master Cubes	Master Carton Weight
DN6808CH	107	34584483324	12.44	5.20	3.16	204.31	0.12	3	10034584483321	12.75	10.50	5.50	736.31	0.43	4.68
DN6808ORB	107	34584015990	12.91	5.62	2.91	211.13	0.12	3	10034584015997	11.50	10.00	5.25	603.75	0.35	3.60
DN6818BN	107	34584483355	24.02	4.81	2.94	339.53	0.20	3	10034584483352	24.10	5.51	9.45	1,254.94	0.73	5.94
DN6818ORB	107	34584016003	23.50	4.88	3.00	344.04	0.20	3	10034584016000	24.00	9.25	5.50	1,221.00	0.71	4.86
DN6822BN	107	34584002297	27.40	7.50	3.80	780.90	0.45	3	10034584002294	28.00	11.00	8.25	2,541.00	1.47	11.20
DN6824BN	107	34584483379	26.25	5.30	3.12	434.07	0.25	3	10034584483376	26.75	5.30	9.38	1,329.85	0.77	7.76
DN6824CH	107	34584483362	26.64	4.81	2.94	376.76	0.22	3	10034584483369	27.00	9.50	5.25	1,346.63	0.78	6.03
DN6824ORB	107	34584016010	26.64	4.81	2.94	376.76	0.22	3	10034584016017	27.00	9.50	5.25	1,346.63	0.78	5.28
DN6850BN	107	34584483416	21.50	7.00	3.50	526.75	0.30	2	10034584483413	22.25	7.50	7.25	1,209.84	0.70	10.40
DN6892BN	107	34584002235	28.00	21.00	3.00	1,764.00	1.02	3	10034584002232	28.25	22.00	9.50	5,904.25	3.42	34.98
DN6899BN	107	34584024763	11.00	4.90	3.00	161.70	0.09	3	10034584024760	11.30	9.80	5.20	575.85	0.33	3.45
DN6903PW	104	34584190819	5.71	3.27	3.58	66.84	0.04	24	40034584190817	10.00	6.75	4.25	286.88	0.17	16.08
DN6908PW	104	34584190826	11.10	4.90	3.40	184.93	0.11	3	30034584190827	11.50	11.10	5.30	676.55	0.39	4.35
DN6918PW	104	34584190833	21.00	5.00	3.50	367.50	0.21	3	30034584190834	21.30	11.20	5.20	1,240.51	0.72	5.35
DN6924PW	104	34584190840	26.30	4.90	3.60	463.93	0.27	3	30034584190841	26.70	11.10	5.30	1,570.76	0.91	5.90
DN6986PW	104	34584190857	9.20	7.20	3.30	218.59	0.13	3	30034584190858	9.90	9.70	7.50	720.23	0.42	3.20
DN7005	133	34584179623	19.70												

ACCESSORIES

Model No.	Page	UPC	Unit Length	Unit Width	Unit Height	Unit Volume	Indiv Cube	Case Qty.	Master Carton UPC	Master Carton Length	Master Carton Width	Master Carton Height	Master Carton Volume	Master Cubes	Master Carton Weight
DN7986BRB	89	34584018441	4.57	2.36	7.76	83.69	0.05	2	10034584018448	11.00	7.25	6.75	538.31	0.31	2.02
DN8001CA	135	34584025326	11.50	5.20	3.70	221.26	0.13	3	10034584025323	14.50	7.30	13.25	1,402.51	0.81	4.90
DN8001CH	135	34584011701	12.50	6.80	4.70	399.50	0.23	3	10034584011708	14.70	13.60	7.40	1,479.41	0.86	6.50
DN8203BN	111	34584004345	4.80	4.00	2.60	49.92	0.03	24	20034584004349	17.10	11.60	9.90	1,963.76	1.14	14.30
DN8208BN	111	34584004352	11.00	4.90	2.90	156.31	0.09	3	10034584004359	11.50	9.60	5.40	596.16	0.35	5.30
DN8218BN	111	34584004369	20.80	4.80	3.10	309.50	0.18	3	10034584004366	21.50	9.60	5.30	1,093.92	0.63	5.80
DN8222BN	111	34584004376	7.05	3.54	26.38	658.37	0.38	3	10034584004373	26.60	11.30	7.50	2,254.35	1.30	8.85
DN8224BN	111	34584004383	26.20	4.90	3.10	397.98	0.23	3	10034584004380	26.70	9.60	5.40	1,384.13	0.80	6.35
DN8286BN	111	34584004390	9.10	6.80	3.00	185.64	0.11	3	10034584004397	10.10	9.70	7.30	715.18	0.41	3.20
DN8303BN	106	34584004482	4.06	2.68	4.84	52.66	0.03	24	20034584004486	17.75	14.00	11.00	2,733.50	1.58	20.16
DN8303CH	106	34584004413	4.06	2.68	4.84	52.66	0.03	24	20034584004417	17.75	13.75	11.00	2,684.69	1.55	16.80
DN8308BN	106	34584004499	11.10	4.90	3.00	163.17	0.09	3	10034584004496	11.50	9.80	5.40	608.58	0.35	4.20
DN8308CH	106	34584004420	11.10	4.90	3.00	163.17	0.09	3	10034584004427	11.40	9.80	5.40	603.29	0.35	4.25
DN8318BN	106	34584004505	20.80	4.90	3.00	305.76	0.18	3	10034584004502	21.20	9.50	5.30	1,067.42	0.62	4.60
DN8318CH	106	34584004437	20.90	4.90	3.00	307.23	0.18	3	10034584004434	21.30	9.60	5.30	1,083.74	0.63	4.55
DN8322BN	106	34584004512	26.30	7.10	3.60	672.23	0.39	3	10034584004519	27.80	12.70	7.60	2,683.26	1.55	8.20
DN8322CH	106	34584004444	27.00	7.30	4.00	788.40	0.46	3	10034584004441	27.40	12.50	7.70	2,637.25	1.53	8.15
DN8324BN	106	34584004529	26.20	4.90	3.00	385.14	0.22	3	10034584004526	26.70	9.60	5.30	1,358.50	0.79	5.20
DN8324CH	106	34584004451	26.20	4.90	3.00	385.14	0.22	3	10034584004458	26.60	9.60	5.40	1,378.94	0.80	5.30
DN8386BN	106	34584004536	7.80	7.30	2.40	136.66	0.08	3	10034584004533	8.30	8.20	7.70	524.06	0.30	2.60
DN8386CH	106	34584004468	7.80	7.20	2.40	134.78	0.08	3	10034584004465	8.30	8.20	7.60	517.26	0.30	2.75
DN8390BN	106	34584004543	25.00	5.70	3.00	427.50	0.25	3	10034584004540	25.50	9.50	6.10	1,477.73	0.86	11.30
DN8390CH	106	34584004475	24.90	5.60	3.00	418.32	0.24	3	10034584004472	25.40	9.40	6.00	1,432.56	0.83	11.50
DN8403BN	105	34584002242	5.59	3.07	2.95	50.63	0.03	12	30034584002243	14.00	10.50	8.25	1,212.75	0.70	7.64
DN8403CH	105	34584141118	5.59	3.07	2.95	50.63	0.03	12	10034584141115	14.00	10.50	8.25	1,212.75	0.70	6.72
DN8408BN	105	34584002259	12.33	4.06	2.69	134.67	0.08	3	10034584002256	11.75	8.75	4.75	488.36	0.28	3.00
DN8408CH	105	34584141125	12.33	4.06	2.69	134.67	0.08	3	30034584141126	13.00	5.30	10.60	730.34	0.42	3.00
DN8418BN	105	34584002266	24.02	4.06	2.69	262.32	0.15	3	10034584002263	24.61	4.72	8.86	1,029.17	0.60	3.60
DN8418CH	105	34584141132	24.02	4.06	2.69	262.32	0.15	3	30034584141133	24.50	5.00	9.00	1,102.50	0.64	3.38
DN8422CH	105	34584141187	26.64	6.25	2.69	447.89	0.26	3	30034584141188	27.00	9.00	7.25	1,761.75	1.02	5.85
DN8424BN	105	34584002273	26.64	4.06	2.69	290.99	0.17	3	10034584002270	26.77	4.72	8.86	1,119.50	0.65	3.84
DN8424CH	105	34584141149	26.64	4.06	2.69	290.99	0.17	3	30034584141140	27.77	4.72	8.86	1,161.32	0.67	3.67
DN8433BN	105	34584005496	8.62	19.17	2.87	474.25	0.27	4	10034584005493	20.00	12.25	9.50	2,327.50	1.35	8.96
DN8433CH	105	34584007353	8.62	19.17	2.87	474.25	0.27	4	10034584007350	20.00	12.25	9.25	2,266.25	1.31	9.71
DN8486BN	105	34584002280	10.46	6.75	2.75	194.09	0.11	3	10034584002287	8.75	7.50	7.50	492.19	0.28	2.34
DN8486CH	105	34584141156	10.46	6.75	2.75	194.16	0.11	3	30034584141157	11.00	9.75	7.50	804.38	0.47	3.03
DN8490CH	105	34584481849	5.43	2.91	24.92	393.77	0.23	3	10034584481846	25.25	9.50	6.00	1,439.25	0.83	9.36
DN9103BN	94	34584018946	3.03	3.66	6.30	69.87	0.04	12	20034584018940	11.65	5.12	14.57	869.07	0.50	9.12
DN9103BRB	94	34584018953	3.03	3.66	6.30	69.87	0.04	12	20034584018957	11.65	5.12	14.57	869.07	0.50	11.36
DN9103CH	94	34584018960	3.03	3.66	6.30	69.87	0.04	12	20034584018964	14.00	12.00	8.50	1,428.00	0.83	11.36
DN9108BN	94	34584018977	4.92	3.03	13.39	199.61	0.12	3	10034584018974	10.12	5.71	13.19	762.19	0.44	3.63
DN9108BRB	94	34584018984	4.92	3.03	13.39	199.61	0.12	3	10034584018981	12.75	10.00	5.50	701.25	0.41	4.29
DN9108CH	94	34584018991	4.92	3.03	13.39	199.61	0.12	3	10034584018998	10.12	5.71	13.19	762.19	0.44	4.29
DN9118BN	94	34584019004	4.92	3.03	25.20	375.67	0.22	3	10034584019001	23.70	5.67	9.84	1,322.29	0.77	4.98
DN9118BRB	94	34584019011	4.92	3.03	25.20	375.67	0.22	3	10034584019018	24.50	10.00	6.00	1,470.00	0.85	7.20
DN9118CH	94	34584019028	4.92	3.03	25.20	375.67	0.22	3	10034584019025	23.70	5.67	9.84	1,322.29	0.77	7.17
DN9124BRB	94	34584019042	4.92	3.03	27.83	414.87	0.24	3	10034584019049	27.00	9.50	5.50	1,410.75	0.82	8.25
DN9124BN	94	34584019035	4.92	3.03	27.83	414.88	0.24	3	10034584019032	26.97	5.67	9.84	1,504.73	0.87	5.70
DN9124CH	94	34584019059	4.92	3.03	27.83	414.88	0.24	3	10034584019056	26.97	5.67	9.84	1,504.73	0.87	5.31
DN9186BN	94	34584019066	6.81	2.83	11.61	223.75	0.13	2	10034584019063	7.44	6.30	12.24	573.71	0.33	2.06
DN9186BRB	94	34584019073	6.81	2.83	11.61	223.75	0.13	2	10034584019070	7.44	6.30	12.24	573.71	0.33	2.66
DN9186CH	94	34584019080	6.81	2.83	11.61	223.75	0.13	2	10034584019087	10.75	7.50	6.25	503.91	0.29	2.66
L8718	128	34584485342	21.40	3.50	0.20	14.98	0.01	3	10034584485349	22.10	9.80	4.00	866.32	0.50	4.80

ACCESSORIES

Model No.	Page	UPC	Unit Length	Unit Width	Unit Height	Unit Volume	Indiv Cube	Case Qty.	Master Carton UPC	Master Carton Length	Master Carton Width	Master Carton Height	Master Carton Volume	Master Cubes	Master Carton Weight
L8724	128	34584485359	27.50	3.50	3.10	298.38	0.17	3	10034584485356	27.90	9.90	4.20	1,160.08	0.67	5.60
L8736	128	34584485366	39.50	3.25	3.00	385.13	0.22	3	10034584485363	40.25	10.50	4.25	1,796.16	1.04	7.50
LR2250	135	34584485496	11.73	3.37	2.70	106.73	0.06	3	10034584485493	12.25	8.00	3.50	343.00	0.20	3.86
LR2250DBN	135	34584009012	12.80	2.90	2.75	102.08	0.06	3	10034584009019	13.40	9.10	3.30	402.40	0.23	3.51
LR2250DCH	135	34584009005	12.70	2.90	2.80	103.12	0.06	3	10034584009002	13.60	9.10	3.60	445.54	0.26	3.40
LR2250DOWB	135	34584017567	12.72	2.80	2.87	102.22	0.06	3	10034584017564	13.75	9.50	4.00	522.50	0.30	3.60
LR2250DW	135	34584008992	12.72	2.80	2.87	102.22	0.06	3	10034584008999	13.25	7.00	4.00	371.00	0.21	3.51
LR2260	135	34584485502	18.80	2.70	2.50	126.90	0.07	3	10034584485509	19.30	8.20	3.20	506.43	0.29	4.35
LR2350DBN	131	34584017598	27.50	5.10	3.40	476.85	0.28	3	10034584017595	27.80	10.30	5.60	1,603.50	0.93	8.90
LR2350DCH	131	34584020857	27.40	5.20	3.20	455.94	0.26	3	10034584020854	28.00	10.70	6.00	1,797.60	1.04	9.25
LR2352DBN	131	34584017604	12.90	7.60	3.40	333.34	0.19	3	10034584017601	13.30	10.40	8.20	1,134.22	0.66	5.90
LR2354DCH	131	34584020918	13.20	7.00	4.20	388.08	0.22	3	10034584020915	13.90	13.00	7.30	1,319.11	0.76	6.70
LR2356DBN	131	34584017611	18.80	5.40	4.40	446.69	0.26	3	10034584017618	19.50	14.00	6.50	1,774.50	1.03	9.15
LR2356DOWB	131	34584020901	18.90	5.30	4.50	450.77	0.26	3	10034584020908	19.75	13.75	6.50	1,765.16	1.02	9.39
LR7518	129	34584485397	21.40	3.50	3.20	239.68	0.14	3	10034584485394	22.10	10.50	4.20	974.61	0.56	4.90
LR7524	129	34584485403	27.40	3.40	3.30	307.43	0.18	3	10034584485400	27.90	10.20	3.90	1,109.86	0.64	5.85
LR7542	129	34584485427	45.60	3.50											

ACCESSORIES

Model No.	Page	UPC	Unit Length	Unit Width	Unit Height	Unit Volume	Indiv Cube	Case Qty.	Master Carton UPC	Master Carton Length	Master Carton Width	Master Carton Height	Master Carton Volume	Master Cubes	Master Carton Weight
MY1524CH	93	34584025586	26.26	2.56	4.57	307.22	0.18	3	10034584025583	26.93	5.04	8.54	1,159.11	0.67	4.98
MY1586BN	93	34584025593	7.80	6.69	2.44	127.32	0.07	3	10034584025590	8.50	8.03	7.48	510.54	0.30	2.45
MY1586CH	93	34584025609	7.76	2.36	6.69	122.51	0.07	3	10034584025606	8.50	8.00	7.50	510.00	0.30	1.98
MY2703BN	99	34584028105	4.72	4.09	2.68	51.74	0.03	12	20034584028109	13.54	12.20	5.91	976.26	0.56	7.80
MY2703BRB	99	34584028112	4.72	4.09	2.68	51.74	0.03	12	20034584028116	13.54	12.20	5.91	976.26	0.56	7.80
MY2703CH	99	34584028129	4.72	4.09	2.68	51.74	0.03	12	20034584028123	13.54	12.20	5.91	976.26	0.56	7.80
MY2708BN	99	34584028136	10.94	4.72	2.36	121.86	0.07	2	10034584028133	11.57	5.43	5.12	321.66	0.19	2.10
MY2708BRB	99	34584028143	10.94	4.72	2.28	117.73	0.07	2	10034584028140	11.50	5.35	5.04	310.09	0.18	2.10
MY2708CH	99	34584028150	10.94	4.72	2.36	121.86	0.07	2	10034584028157	11.57	5.43	5.12	321.66	0.19	2.10
MY2718BN	99	34584028167	19.06	4.65	2.28	202.07	0.12	2	10034584028164	19.68	5.28	4.96	515.40	0.30	2.40
MY2718BRB	99	34584028174	18.90	4.88	2.44	225.05	0.13	2	10034584028171	19.61	5.59	5.12	561.25	0.32	2.40
MY2718CH	99	34584028181	19.06	4.65	2.28	202.07	0.12	2	10034584028188	19.68	5.28	4.96	515.40	0.30	2.40
MY2722BN	99	34584028198	6.89	3.54	25.20	614.64	0.36	2	10034584028195	25.79	7.59	7.78	1,522.90	0.88	4.40
MY2722BRB	99	34584028204	6.89	3.54	25.20	614.64	0.36	2	10034584028201	25.79	7.59	7.78	1,522.90	0.88	4.40
MY2722CH	99	34584028211	6.89	3.54	25.20	614.64	0.36	2	10034584028218	25.79	7.59	7.78	1,522.90	0.88	4.40
MY2724BN	99	34584028228	25.04	4.65	1.73	201.43	0.12	2	10034584028225	25.75	5.28	5.20	706.99	0.41	2.70
MY2724BRB	99	34584028235	25.04	4.72	1.34	158.37	0.09	2	10034584028232	25.75	5.51	5.12	726.44	0.42	2.70
MY2724CH	99	34584028242	25.04	4.65	1.73	201.43	0.12	2	10034584028249	25.75	5.28	5.20	706.99	0.41	2.70
MY2786BN	99	34584028259	8.66	7.95	2.52	173.49	0.10	2	10034584028256	9.29	8.43	5.67	444.04	0.26	1.96
MY2786BRB	99	34584028266	7.88	2.56	8.67	174.90	0.10	2	10034584028263	9.30	8.50	5.60	442.68	0.26	1.96
MY2786CH	99	34584028273	8.66	7.95	2.52	173.49	0.10	2	10034584028270	9.29	8.43	5.67	444.04	0.26	1.96
MY4803BN	110	34584026620	4.72	4.09	2.68	51.74	0.03	12	20034584026624	13.54	12.20	5.91	976.26	0.56	8.65
MY4803BRB	110	34584026637	3.94	2.64	4.73	49.20	0.03	12	20034584026631	12.00	14.18	5.52	939.28	0.54	7.32
MY4808BN	110	34584026644	10.94	4.72	2.36	121.86	0.07	2	10034584026641	11.57	5.43	5.12	321.66	0.19	2.30
MY4808BRB	110	34584026651	10.94	4.72	2.28	117.73	0.07	2	10034584026658	11.50	5.35	5.04	310.09	0.18	2.30
MY4818BN	110	34584026668	19.06	4.65	2.28	202.07	0.12	2	10034584026665	19.68	5.28	4.96	515.40	0.30	2.80
MY4818BRB	110	34584026675	18.90	4.88	2.44	225.05	0.13	2	10034584026672	19.61	5.59	5.12	561.25	0.32	2.80
MY4824BN	110	34584026682	25.04	4.65	1.73	201.43	0.12	2	10034584026689	25.75	5.28	5.20	706.99	0.41	3.20
MY4824BRB	110	34584026699	25.04	4.72	1.34	158.37	0.09	2	10034584026696	25.75	5.51	5.12	726.43	0.42	3.20
MY4886BN	110	34584026705	8.66	7.95	2.52	173.49	0.10	2	10034584026702	9.29	8.43	5.67	444.04	0.26	2.35
MY4886BRB	110	34584026712	7.88	2.56	8.67	174.90	0.10	2	10034584026719	9.30	8.50	5.60	442.68	0.26	2.35
MY8703BN	103	34584028051	3.95	2.56	4.69	47.42	0.03	12	20034584028055	9.33	16.73	5.55	866.30	0.50	7.40
MY8708BN	103	34584028068	4.57	2.56	10.94	127.99	0.07	3	10034584028065	4.96	11.57	8.15	467.70	0.27	3.15
MY8718BN	103	34584028075	4.57	2.56	18.98	222.05	0.13	3	10034584028072	4.96	19.49	8.15	787.86	0.46	4.05
MY8724BN	103	34584028082	4.57	2.56	25.04	292.94	0.17	3	10034584028089	4.96	25.39	8.15	1,026.36	0.59	4.07
MY8786BN	103	34584028099	6.81	3.94	8.19	219.75	0.13	3	10034584028096	7.36	12.32	8.62	781.62	0.45	3.55
P1700	103	34584751904	2.63	2.13	4.00	22.33	0.01	100	10034584751901	23.00	13.75	8.50	2,688.13	1.56	20.00
P1703	103	34584751805	4.00	2.13	2.13	18.08	0.01	50	10034584751802	23.50	11.00	8.50	2,197.25	1.27	12.50
P1718	103	34584029171	0.01	0.01	0.01	0.00	0.00	50	-	0.01	0.01	0.01	0.00	0.00	5.00
P1724	103	34584029188	0.01	0.01	0.01	0.00	0.00	50	-	0.01	0.01	0.01	0.00	0.00	5.00
P1740	103	34584751607	4.40	4.20	2.20	40.66	0.02	50	10034584751604	22.50	11.00	9.50	2,351.25	1.36	15.95
P1760	103	34584750211	9.25	3.50	2.50	80.94	0.05	96	10034584700183	20.50	19.50	17.50	6,995.63	4.05	32.54
P1780	103	34584751409	3.00	2.00	6.00	36.00	0.02	50	10034584751406	12.63	10.75	16.25	2,206.29	1.28	20.00
P1786	103	34584751706	5.50	2.00	5.50	60.50	0.04	100	10034584751703	21.37	11.63	28.75	7,144.70	4.13	48.00
P5030	120	34584090300	2.00	1.50	2.00	6.00	0.00	100	20034584090304	12.50	9.25	9.25	1,069.53	0.62	20.00
P5030BN	120	34584027481	2.00	1.50	2.00	6.00	0.00	100	20034584027485	12.76	9.84	9.45	1,186.53	0.69	17.70
P5050	120	34584090454	6.00	1.00	1.00	6.00	0.00	100	20034584090458	19.10	17.30	12.10	3,998.20	2.31	40.95
P5050BN	120	34584027498	6.00	1.00	1.00	6.00	0.00	100	20034584027492	19.13	16.85	12.13	3,909.99	2.26	48.55
P5080	120	34584090317	6.00	4.00	1.00	24.00	0.01	100	20034584090311	18.90	17.20	12.10	3,933.47	2.28	41.00
P5100	120	34584090478	6.00	5.00	1.50	45.00	0.03	100	10034584090475	19.10	17.40	9.70	3,223.70	1.87	37.15
P5118	120	34584090324	0.01	0.01	0.01	0.00	0.00	50	10034584090321	0.01	0.01	0.01	0.00	0.00	5.00
P5118BN	120	34584027511	20.00	3.00	3.00	180.00	0.10	36	20034584027515	24.17	18.19	16.54	7,271.85	4.21	27.70
P5124	120	34584090331	0.01	0.01	0.01	0.00	0.00	50	10034584090338	0.01	0.01	0.01	0.00	0.00	5.00

ACCESSORIES

Model No.	Page	UPC	Unit Length	Unit Width	Unit Height	Unit Volume	Indiv Cube	Case Qty.	Master Carton UPC	Master Carton Length	Master Carton Width	Master Carton Height	Master Carton Volume	Master Cubes	Master Carton Weight
P5124BN	120	34584027528	26.00	3.00	3.00	234.00	0.14	36	20034584027522	30.08	18.82	16.06	9,091.66	5.26	31.35
P5130	120	34584090515	4.10	3.12	4.87	62.30	0.04	12	20034584015901	19.10	4.87	6.12	3,151.51	0.33	10.08
P5130BN	120	34584027535	4.33	2.76	6.69	79.95	0.05	12	20034584021377	15.75	12.99	7.68	1,571.28	0.91	14.40
P5340	120	34584090348	4.50	3.50	1.50	23.63	0.01	50	10034584090345	20.25	11.00	9.75	2,171.81	1.26	14.00
P5360	120	34584090355	4.25	3.25	1.50	20.72	0.01	100	10034584090352	20.20	10.80	9.90	2,159.78	1.25	29.30
P5500	120	34584090362	7.00	6.00	2.50	105.00	0.06	50	10034584090369	20.00	21.25	14.00	5,950.00	3.44	18.50
P5860	120	34584090379	7.25	6.00	2.50	108.75	0.06	100	10034584090376	21.40	19.40	14.60	6,061.34	3.51	27.15
P5860BN	120	34584027542	7.25	6.00	2.50	108.75	0.06	100	20034584027546	21.42	19.13	14.57	5,970.27	3.46	27.40
R5519	123	34584700544	26.30	8.60	3.50	791.63	0.46	10	10034584700541	26.70	18.60	18.20	9,038.48	5.23	29.90
R5580	123	34584701190	13.00	3.70	3.00	144.30	0.08	24	10034584701197	27.70	13.10	12.20	4,427.01	2.56	29.00
R8916P	129	34584017857	19.00	3.25	3.00	185.25	0.11	6	10034584017854	20.40	7.40	6.70	1,011.43	0.59	9.45
RR5506HD	123	34584115263	4.00	3.80	2.10	31.92	0.02	60	20034584115267	20.30	14.70	8.60	2,566.33	1.49	35.05
RR5520SS	123	34584700551	12.20	6.60	3.00	241.56	0.14	24	20034584700555	26.90	19.20	12.80	6,610.94	3.83	42.05
SMA1000CH	132	34584007728	4.20	3.40	3.40	48.55	0.03	24	20034584007722	16.50	11.30	11.10	2,069.60	1.20	22.75
SMA1000WB	132	34584007735	4.20	3.50	3.30	48.51	0.03	24	20034584007739	16.40	11.60	11.10	2,111.66	1.22	14.70
SMA1001CH	132	34584007759	4.20	3.40	3.40	48.55	0.03	10	10034584007756	17.70	7.50	4.90	650.48	0.38	8.95
SMA1005CH	132	34584017628	7.00	2.00	9.00	126.00	0.07	3	10034584017625	9.50	7.50	6.75	480.94		

ACCESSORIES

Model No.	Page	UPC	Unit Length	Unit Width	Unit Height	Unit Volume	Indiv Cube	Case Qty.	Master Carton UPC	Master Carton Length	Master Carton Width	Master Carton Height	Master Carton Volume	Master Cubes	Master Carton Weight
Y3103CH	92	34584017390	3.03	3.94	6.10	72.82	0.04	12	20034584017394	14.17	12.60	7.09	1,265.86	0.73	9.00
Y3108BN	92	34584017345	4.61	2.36	11.10	120.76	0.07	3	10034584017342	7.87	4.88	11.42	438.59	0.25	7.95
Y3108BRB	92	34584017468	4.61	2.36	11.10	120.76	0.07	3	10034584017465	11.50	8.25	5.25	498.09	0.29	7.95
Y3118BN	92	34584017352	4.61	2.36	23.60	256.76	0.15	3	10034584017359	7.68	5.00	23.62	907.01	0.52	7.02
Y3118BRB	92	34584017475	4.61	2.36	23.60	120.76	0.15	3	10034584017472	24.00	8.00	5.00	960.00	0.56	7.02
Y3118CH	92	34584017413	4.61	2.36	23.60	256.76	0.15	3	10034584017410	23.75	8.00	5.25	997.50	0.58	4.00
Y3122BN	92	34584017369	6.89	3.62	26.81	668.69	0.39	3	10034584017366	11.42	7.28	27.32	2,271.33	1.31	12.15
Y3122BRB	92	34584017482	6.89	3.62	26.81	668.69	0.39	3	10034584017489	11.42	7.28	27.32	2,271.33	1.31	12.15
Y3122CH	92	34584017420	6.89	3.62	26.81	668.69	0.39	3	10034584017427	27.50	11.25	7.75	2,397.66	1.39	7.10
Y3124BN	92	34584017376	4.61	2.36	26.81	291.68	0.17	3	10034584017373	7.68	5.00	27.32	1,049.09	0.61	9.21
Y3124BRB	92	34584017499	4.61	2.36	26.81	291.68	0.17	3	10034584017496	27.75	8.00	5.50	1,221.00	0.71	9.21
Y3124CH	92	34584017437	4.61	2.36	26.81	291.68	0.17	3	10034584017434	27.25	7.75	5.25	1,108.73	0.64	4.50
Y3186BN	92	34584017383	7.90	6.70	2.40	127.03	0.07	3	10034584017380	8.30	7.60	7.30	460.48	0.27	2.25
Y3186BRB	92	34584017505	6.77	2.40	9.29	150.95	0.09	3	10034584017502	10.00	7.75	7.25	561.88	0.33	5.07
Y3186CH	92	34584017444	6.77	2.40	9.29	150.94	0.09	3	10034584017441	10.00	7.75	7.50	581.25	0.34	2.46
Y3193BN	92	34584024404	19.20	8.90	3.20	546.82	.32	4	10034584024401	19.70	12.20	9.40	2,259.21	1.30	12.00
Y3203BN	91	34584020093	4.02	2.64	4.92	52.21	0.03	12	20034584020097	13.86	8.39	13.39	1,557.06	0.90	10.08
Y3203CH	91	34584020130	4.02	2.64	4.92	52.21	0.03	12	20034584020134	13.50	13.00	8.25	1,447.88	0.84	11.65
Y3208BN	91	34584020109	4.72	2.56	11.02	133.16	0.08	3	10034584020106	11.75	8.75	5.50	565.47	0.33	3.87
Y3208CH	91	34584020192	4.72	2.56	11.02	133.16	0.08	3	10034584020199	11.75	8.75	5.25	539.77	0.31	4.15
Y3218BN	91	34584020208	4.76	2.56	20.28	247.12	0.14	3	10034584020205	23.75	8.50	5.25	1,059.84	0.61	4.98
Y3224BN	91	34584020116	4.76	2.68	26.26	334.99	0.19	3	10034584020113	27.50	8.50	5.50	1,285.63	0.74	5.31
Y3224CH	91	34584020178	4.76	2.68	26.26	334.99	0.19	3	10034584020175	27.25	8.50	5.25	1,216.03	0.70	6.39
Y3286BN	91	34584020123	6.89	4.06	8.31	232.46	0.13	3	10034584020120	13.00	9.00	7.25	848.25	0.49	3.72
Y3286CH	91	34584020185	8.30	6.90	4.00	229.08	0.13	3	10034584020182	12.90	9.00	7.30	847.53	0.49	3.55
YG0712BN	101	34584021922	15.90	3.50	3.20	178.08	0.10	6	20034584021926	16.50	11.10	6.90	1,263.74	0.73	10.60
YG0712CH	101	34584021939	3.50	3.15	15.94	175.74	0.10	6	20034584021933	16.54	6.85	11.02	1,248.55	0.72	10.08
YG0718CH	101	34584021953	21.90	3.60	3.20	252.29	0.15	6	20034584021957	22.40	10.90	6.90	1,684.70	0.97	12.90
YG0724BN	101	34584021960	27.70	3.40	3.20	301.38	0.17	6	20034584021964	28.10	10.90	7.00	2,144.03	1.24	14.90
YG0724CH	101	34584021977	3.50	3.15	27.95	308.15	0.18	6	20034584021971	28.46	6.85	11.02	2,148.36	1.24	14.10
YG0736BN	101	34584021984	3.50	3.15	39.88	439.68	0.25	6	20034584021988	36.61	6.85	11.02	2,763.58	1.60	17.82
YG0736CH	101	34584021991	3.50	3.15	39.88	439.68	0.25	6	20034584021995	36.61	6.85	11.02	2,763.58	1.60	17.88
YG0742BN	101	34584022752	3.50	3.15	45.87	505.72	0.29	6	20034584022756	46.26	6.85	11.02	3,492.03	2.02	21.78
YG0742CH	101	34584022769	3.50	3.15	45.87	505.72	0.29	6	20034584022763	46.26	6.85	11.02	3,492.03	2.02	22.38
YG3216BN	91	34584026606	3.24	2.94	19.25	183.37	0.11	3	10034584026603	9.50	19.50	3.75	694.69	0.40	5.61
82734SRN	61	026508299333	18.60	11.30	4.90	1,029.88	0.60	2	10026508299330	18.90	11.20	10.40	2,201.47	1.27	11.55
82504SRN	63	026508282663	18.50	9.62	4.75	845.36	0.49	2	10026508282660	19.00	10.50	10.30	2,054.85	1.19	11.50
82504	63	026508304525	18.60	9.60	4.90	874.94	0.51	2	10026508304522	19.00	10.30	10.20	1,996.14	1.16	11.50
82506SRN	67	026508286593	18.40	9.70	4.80	856.70	0.50	2	10026508286590	18.90	10.30	10.20	1,985.63	1.15	9.15
84723SRN	50	026508317846	10.10	8.20	5.50	455.51	0.26	2	10026508317843	21.70	8.90	6.30	1,216.72	0.70	8.65
84723BRB	50	026508328668	10.10	8.20	5.50	455.51	0.26	2	-	20.60	8.90	6.20	1,136.71	0.66	8.90
84755SRN	51	026508317860	12.10	7.70	6.10	568.34	0.33	2	10026508317867	15.70	12.60	6.80	1,345.18	0.78	8.15
84722SRN	55	026508317839	13.10	9.20	5.50	662.86	0.38	2	10026508317836	18.50	13.54	6.30	1,578.09	0.91	12.70
84722BRB	55	026508317822	13.10	9.20	5.50	662.86	0.38	2	10026508317829	18.60	13.60	6.20	1,568.35	0.91	12.65
84756SRN	55	026508317877	13.10	9.20	5.60	674.91	0.39	2	10026508317874	18.40	13.70	6.40	1,613.31	0.93	12.85
82721SRN	62	026508317808	18.50	9.62	4.75	845.36	0.49	2	10026508317805	19.12	10.25	10.50	2,057.79	1.19	10.50
82755SRN	63	026508317815	18.50	9.62	4.75	845.36	0.49	2	10026508317812	18.82	10.39	10.31	2,016.02	1.17	11.60
84505	47	026508304433	20.70	9.40	3.20	622.66	0.36	2	10026508304430	21.00	10.00	6.80	1,428.00	0.83	10.70
84506	52	026508304440	10.10	8.20	5.70	472.07	0.27	2	10026508304447	20.70	8.70	6.20	1,116.56	0.65	8.95
84504	56	026508304426	13.00	9.10	5.60	662.48	0.38	2	10026508304423	18.60	13.60	6.30	593.65	0.34	13.00
Y5703CH	88	034584033239	3.94	2.56	4.69	47.31	0.03	12	20034584033233	10.79	9.61	9.61	996.48	0.58	6.65
Y5703BN	88	034584032973	3.94	2.56	4.69	47.31	0.03	12	20034584032977	11.34	9.29	9.21	970.26	0.56	5.33
Y5703BL	88	034584032317	3.94	2.56	4.69	47.31	0.03	12	20034584032311	11.02	9.45	9.45	984.11	0.57	6.65

ACCESSORIES

Model No.	Page	UPC	Unit Length	Unit Width	Unit Height	Unit Volume	Indiv Cube	Case Qty.	Master Carton UPC	Master Carton Length	Master Carton Width	Master Carton Height	Master Carton Volume	Master Cubes	Master Carton Weight
Y5708CH	88	034584033246	4.72	3.54	10.94	182.79	0.11	3	10034584033243	11.73	5.28	11.54	714.72	0.41	2.43
Y5708BN	88	034584032980	4.72	3.54	10.94	182.79	0.11	3	10034584032987	11.73	5.28	11.54	714.72	0.41	2.43
Y5708BL	88	034584032324	4.72	3.54	10.94	182.79	0.11	3	10034584032321	11.73	5.28	11.54	714.72	0.41	3.72
Y5718CH	88	034584033253	4.72	2.95	22.05	307.02	0.18	3	10034584033250	22.68	10.00	5.43	1,231.50	0.71	4.90
Y5718BN	88	034584032997	4.72	2.95	22.05	307.02	0.18	3	10034584032994	22.68	10.80	5.43	1,241.38	0.72	5.05
Y5718BL	88	034584032331	4.72	2.95	22.05	307.02	0.18	3	10034584032338	22.60	10.08	5.35	1,218.77	0.71	5.05
Y5724CH	88	034584033260	4.57	2.95	27.99	377.35	0.22	3	10034584033267	28.58	9.84	5.20	1,462.38	0.85	5.80
Y5724BN	88	034584033000	4.57	2.95	27.99	377.35	0.22	3	10034584033007	28.78	5.12	9.76	1,438.17	0.83	5.61
Y5724BL	88	034584032348	4.57	2.95	27.99	377.35	0.22	3	10034584032345	28.50	10.31	5.20	1,527.94	0.88	5.90
Y5786CH	88	034584033277	4.57	2.56	10.94	127.99	0.07	3	10034584033274	11.65	10.16	5.35	633.25	0.37	3.25
Y5786BN	88	034584033017	4.57	2.56	10.94	127.99	0.07	3	10034584033014	11.73	5.12	8.58	515.29	0.30	2.22
Y5786BL	88	034584032355	4.57	2.56	10.94	127.99	0.07	3	10034584032352	11.34	10.16	5.43	625.61	0.36	3.30
MY8703CH	103	034584032201	4.60	4.00	2.60	47.84	0.03	12	20034584032205	17.00	9.50	5.90	952.85	0.55	7.35
MY8708CH	103	034584032218	10.90	4.60	2.30	115.32	0.07	3	10034584032215	11.40	8.10	4.90	452.47	0.26	3.40
MY8718CH	103	034584032225	18.90	4.40	2.40	199.58	0.12	3	10034584032222	19.30	8.10	5.00	781.65	0.45	3.95
MY8724CH	103	034584032232	24.90	4.60	1.40	160.36	0.09	3	10034584032239	25.30	8.10	5.20	1,065.64	0.62	4.50
MY8786CH	103	0345840322													



Although descriptions are believed correct at publication approval, accuracy cannot be guaranteed.

Moen reserves the right to make product specification changes from time to time, without notice or obligation, and to change or discontinue models.

Connect with us:
moen.com/social

U.S. Headquarters:
Moen Incorporated
25300 Al Moen Drive, North Olmsted, OH
44070-8022

Canada Headquarters:
Moen
2816 Bristol Circle, Oakville, Ontario
L6H 5S7

Visit our website at moen.com

1-800-BUY-MOEN

1-800-465-6130